



FILM FRAME KODAK 400VC-3  
2  
KODAK  
KODAK

# WIC

WE DON'T JUST GO TO CHURCH  
WE ARE THE CHURCH

FILM FRAME AGFA HDC 100

FILM FRAME AGFA HDC 100

A Six-Week Study On Life In The Church





All Scripture quotations, unless otherwise indicated, are taken from the Holy Bible, New International Version®, copyright ©1973, 1978, 1984, 2011 by Biblica, Inc.™ and Zondervan. Used by permission. All rights reserved.

Scripture quotations marked (NLT) are taken from the Holy Bible, New Living Translation, copyright ©1996, 2004, 2015 by Tyndale House Foundation. Used by permission. All rights reserved.

Scripture quotations marked (ESV) are taken from the ESV® Study Bible (The Holy Bible, English Standard Version®), copyright ©2008 by Crossway, a publishing ministry of Good News Publishers. Used by permission. All rights reserved.

This study guide was written by Andy Clark (Groups Minister) and Maddy Summers (Women's Minister).



# TABLE OF CONTENTS

Introduction	6
About This Guide	7
How To Use The Daily Study Guide	8
Session 1: WE	15
Session 2: WE Are One	33
Session 3: WE Are Connected	53
Session 4: WE Are Different	71
Session 5: WE Are Sent	89
Session 6: WE Are The Church	107
We Are Connected   Spiritual Gifts	124
We Are The Church   One Anothering	127
Group Next Steps	130

## WELCOME TO WE!

When you think of church, what comes to mind? Do you think of buildings, steeples, pews, stained glass, service times, or something else?

When the New Testament talks about church, it uses the Greek word *Ekklesia*. When translated, it means a called-out gathering of people. While we might think of church as a building, that is not who or what the Church is. WE are more than that, because the Church is a people, not a building. **We don't just go to church; WE are the Church.**

- *Ekklesia* says that **WE** have a new corporate identity as the family of God.
- *Ekklesia* says that **WE** are unified together as a community in Christ.
- *Ekklesia* says that our **WE** encompasses all believers.
- *Ekklesia* says that **WE** have a purpose to live differently and invite others to do the same.

When we make the decision to follow Jesus, our **ME becomes a WE**. The presence of Christ now lives in us, and this relationship connects us to *Ekklesia*. Jesus said that His Church is powerful, purposeful, and eternal, and not even the gates of Hell will overcome it (Matthew 16:18). So, who are we as the *Ekklesia*? Over the next six sessions, we will begin to answer this question.

The saying goes, "a picture is worth a thousand words." Photos have the unique ability to capture moments in time and help us remember who we are. Throughout the WE study, together we will look at some defining pictures of who we are as the Church. It will be a journey to help us see our stories, history, and identity as God's family. It will help write specific truths on our hearts of who we are. Don't worry, this journey will not be made alone, because wherever **WE go, WE go together**. That's what it means to be the Church.

## ABOUT THIS GUIDE

For the next six weeks, this guide will serve as your map for the journey through the WE group study. Below you will find overviews of all the components for the adventure ahead.

### Video Teaching:

Each week, there is a short video unpacking the big ideas for each session. We recommend groups watch this video during or in preparation for your group time. The videos for this study can be found at [www.mynorthside.com/WE](http://www.mynorthside.com/WE).

### Daily Study Guide:

This is a weekly 5-day guide to help you better study the big idea for each session. We recommend scheduling 30 minutes each day to complete the daily study guide. Don't think of it as homework, but relational time growing alongside your Heavenly Father. Remember, God will work through you to help others grow spiritually in your group. Spend time with Him through the daily study guide and come ready to discuss at your group. For more guidance on the daily study guide, read *How To Use The Daily Study Guide* (pg. 8).

### Group Discussion Guide:

Each group session is broken down into four sections:

- GET STARTED: Get to know each other and start discussing.
- TAKE IT IN: Watch the teaching video and discuss what you are learning.
- TALK IT OVER: Engage with the Bible and discuss the big idea for the session.
- LIVE IT OUT: Discover practical ways to live out what you're learning.

### Family Conversations:

These are weekly devotions and conversation starters to bring the biblical truths of the WE study into your home.

## HOW TO USE THE DAILY STUDY GUIDE

No other habit can do more to transform your life and make you more like Jesus than studying and living out God's Word. Let that statement sink in for just a second.

For this reason, we have created a daily guide throughout the WE group study. The goal of this guide is to help you:

- Let the word of Christ dwell in you richly. – Colossians 3:16 (ESV)
- Be transformed by the renewal of your mind. – Romans 12:2b (ESV)
- Be thoroughly equipped for every good work. – 2 Timothy 3:17 (NIV)

Our encouragement and challenge for you throughout the WE study is to saturate yourself with Scripture. The amazing thing about being saturated with Scripture is that it naturally begins to overflow into all areas of our lives. Dallas Willard writes, “To dribble a few verses or chapters of scripture on oneself through the week, in church or out, will not reorder one’s mind and spirit—just as one drop of water every five minutes will not get you a shower, no matter how long you keep it up. You need a lot of water at once and for a sufficiently long time. Similarly for the written Word.”<sup>1</sup> The question we have to ask is, “How am I going to saturate myself with Scripture throughout the WE study?”

### HOW TO STUDY THE BIBLE USING POST<sup>2</sup>

Prefer a video? Watch How To Study The Bible Using POST at [mynorthside.com/POST](http://mynorthside.com/POST).

The answer to “How” comes in the form of a Bible study method called POST. Before we unpack this tool, let’s talk about a few important things to keep in mind when studying the Bible.

- **Be Intentional:** For this daily study, we are encouraging you to give God around 2% of your day (30 minutes). Intentionally set aside this time in your schedule. You may need to get up early, watch less TV, limit social media, or rearrange something to create this space.

---

1 Dallas Willard, *The Divine Conspiracy: Rediscovering Our Hidden Life In God* (HarperOne, 1998), 356.  
 2 Adapted From Traders Point Christian Church’s Micro Group Guide, 5-8.



- **Be Flexible:** You will miss a day or two along the way. The good news is that this is a 5-day study guide. That means there are two days of grace to help you get back on track. If you miss a day, just pick back up where you left off.
- **Be Persistent:** Just like exercising, this may seem a little bit overwhelming at first. You may even feel a little pain from stretching spiritual muscles that haven't been used in a while. Stick with it. With practice and persistence, studying the Bible will become more comfortable, and you will grow as a disciple of Jesus.

Studying the Bible is not meant to just inform you, but to transform you. The Holy Spirit lives in you! He wants to transform you as a disciple of Jesus to bear fruit (godly character) in your life. It all comes down to “are you willing to let Him?” If so, then we need to be intentional about creating an environment in our spiritual lives where growth happens. This environment is a moment to listen, learn, and apply God's Word. To help create this environment, we want to introduce a Bible study method called POST. This method breaks down into four steps: **P** - Pray, **O** - Observe, **S** - Seek Out, **T** - Take Action.

### STEP 1: PRAY

Before you begin, pray. Busy schedules, to-do lists, and our own agendas are often major distractions to hearing God speak through His Word. Prayer refocuses our hearts and minds on God. Remember, this is not just pursuing knowledge, but pursuing God Himself. Ask Him to help you hear what He wants to say.

### STEP 2: OBSERVE

Observing begins by reading the passage of Scripture. As you read, begin taking notes on your observations within the passage. We recommend using the designated space in this guide or a personal journal. For now, avoid looking at other translations, study Bible notes, or commentaries. Just focus on your own observations and letting the Holy Spirit guide. Resist the temptation to rush or skip this step. Without it, you will risk misinterpreting the passage and missing out on what God wants to show you. On the next page are suggestions for making good observations within a passage of Scripture. **Think of this as your observation toolbox.** It's not a checklist to complete, but various options for potential use. Choose the ones that work best for you.

## OBSERVATION TOOLBOX

### Outline:

The section titles and paragraph breaks you see in your Bible weren't part of the original manuscripts. They were added by publishers to help readers, and they may vary between Bible translations. For this step, read an entire chapter or section and break it down into an outline that makes the most sense to you. This process will help you see some observations you may otherwise miss.

### Pay Attention To Details:

Sometimes we read too fast and miss important details that can help us better understand the passage. Here are some details to pay attention to:

- Look for repeated words and phrases. Circle/underline them, because repetition is usually an indicator of something important.
- Look for connection/transition words like “but,” “if,” or “therefore.” These will help you notice important comparisons, contrasts, and connections.
- Look for answers to the questions of who, what, where, when, and why.
- Look for answers to these questions: What does this passage say about God, Jesus, the Holy Spirit, humanity, sin, or Satan?
- Look for cultural and historical ideas. These will help you discern the meaning of the passage at the time it was written.

### Speak Out:

Sometimes, hearing the words of Scripture can lead us to new observations. Read the passage out loud or listen to it using one of the recommended Bible apps (pg. 13).

### Paraphrase/Summarize:

Sometimes, new observations are revealed when you put something into your own words. Think of it as listening to and retelling a conversation. After hearing/reading the passage, summarize the big ideas of what is happening or what the passage is saying.

### Write Down Questions:

Along the way, you will make observations that raise questions. Write down these questions as you study.

### STEP 3: SEEK OUT

With your observations written down, it's now time to seek out and dig a little further. Read through the passage again using other Bible translations. We recommend reading the passages in two or three different translations (i.e. ESV, NIV, NLT, etc.). If you are using a study Bible, pay attention to the notes in the margins that reference the passage you are reading. If you are using a commentary alongside your study, read the sections connecting to the passage. These are great tools to seek out answers to questions, expand connections, and affirm/correct your observations. Along the way, continue to add new observations and insights to your notes.

Remember to complete the Observe step first, and then Seek Out using resources. Study Bible notes and commentaries are great resources, but are still written by humans (even though they are well educated). Listening to the Holy Spirit as you read is more important. You can find suggestions on Bible translations, study tools, and commentaries in the resource section (pg. 13).

### STEP 4: TAKE ACTION

You have prayed, observed, and sought out, and now it is time to take action. All throughout the Bible there is an importance placed on knowing and doing. James 1:22 says, *“Do not merely listen to the word, and so deceive yourselves. Do what it says.”* Jesus says in Matthew 7:24, *“Therefore everyone who hears these words of mine and puts them into practice is like a wise man who built his house on the rock.”* There is no point in studying the Bible if we are not going to allow it to change our lives. This step is so important that we have included three Take Action questions into every day of the guide.

- What does this passage teach about God and following Him?
- What is God saying to me as I read His Word and listen to His voice?
- What do I need to do to obey Him? Use tangible and practical “I will” commitment statements.

Yes, we actually want you to make a commitment statement based on what you heard God say through your prayer and Bible study time. It's through obedience that God develops His character in our lives. Since this might be a new practice, here are some things to keep in mind:

- Your commitment statement doesn't have to be new every day. It might be something that you sense God is leading you to from the previous day or week. It could even build upon and expand a previous statement.
- Your commitment statement doesn't have to always tie directly into the Scripture you are reading. The most important thing is listening to what God is saying to you and putting it into practice.
- To help these statements be tangible and practical, we recommend starting it with the phrase "I will" and giving it a time frame, if applicable. Here are some examples: "I will ask forgiveness of a person I've wronged," "I will spend one hour this Wednesday morning in prayer," or "I will memorize Galatians 2:20."

## LIFE CHANGE HAPPENS TOGETHER

As you use this daily study guide, don't forget that your group will be there to walk alongside you. Together you can hold each other accountable and encourage one another as you take action steps. Also, your daily study time will help fuel your group discussion. God wants to work through you to help others take next steps. Make sure you come ready to share what God is teaching you. Hebrews 10:24 says it best, "*And let us consider how we may spur one another on toward love and good deeds.*" In other words, life change happens together!

The best way to end is the same way we began. No other habit can do more to transform your life and make you more like Jesus than studying and living out God's Word. We pray that this guide helps you build a habit of listening to and obeying God's Word. In doing so, our hope is that we become more like Jesus and better our calling to make disciples (Matthew 28:18-20).


## DAILY STUDY GUIDE RESOURCES

### Bibles:

We highly recommend a good study Bible. These Bibles often have introductions to books of the Bible, study notes throughout the margins, and reading/reference guides to help you study. Regarding translations, we recommend the English Standard Version (ESV), New International Version (NIV), or New Living Translation (NLT). The ESV is more of a literal word-for-word translation of Scripture. The NLT is a more of a thought-for-thought translation, focusing on being more accessible by communicating the general thought over literal translation. The NIV is a middle ground of word and thought between the ESV and NLT.

### Apps & Websites:

- [YouVersion Bible App](#): Free app that allows you to read, study, and listen to the Bible.
- [Public Reading of Scripture App](#): Free app that provides dramatic readings of Scripture and Bible reading plans.
- [The Dwell Bible App](#): Paid subscription app that allows you to listen to Scripture in creative ways (reading, devotions, sleep, kids, etc.).
- [www.bibleproject.com](http://www.bibleproject.com): Website with study guides and videos on how to read the Bible and specific overviews/introductions to books of the Bible.
- [www.blueletterbible.org](http://www.blueletterbible.org): Access, through website or app, to free biblical reference guides, commentaries, and study tools.
- [www.enduringword.com](http://www.enduringword.com): Access, through website or app, to free commentary resources by David Guzik.
- [www.gotquestions.org](http://www.gotquestions.org): Access, through website or app, to thousands of biblical questions and answers.



WE

## SESSION 1 - WE

Has anyone ever told you that you look like someone in your family? Maybe you have the same nose, eyes, toes, or hair (or lack thereof). Maybe it's not a physical characteristic, but some mannerisms or phrases that reflect your parents or siblings. As the people of God, our family heritage dates back all the way to Creation. We are created in the image and likeness of God. This not only speaks into our individual identity but also sets the foundation for who we are as the Church. God exists as a WE (Father, Son, and Holy Spirit). By design, we are created to be in relationship with others. By design, the Church is called to be a WE, because it reflects who God is. It is through the Church we grow in the image and likeness of God. It is through the Church that believers and unbelievers see and experience God. The Church is a WE, because that is how God created us.

The family of God also has a hopeful future, because the Church is eternal. Through Jesus, nothing can overcome or outlast the Church. One day in Heaven, there will be a big family reunion as the people of God celebrate. But until then, we live as the Church in the present. This means we need to understand who WE ARE as God's family. That way, when we all look in the mirror, we will recognize the characteristics our Heavenly Father passed on to us.

*“26 Then God said, “Let us make mankind in our image, in our likeness, so that they may rule over the fish in the sea and the birds in the sky, over the livestock and all the wild animals, and over all the creatures that move along the ground.” 27 So God created mankind in his own image, in the image of God he created them; male and female he created them. 28 God blessed them and said to them, “Be fruitful and increase in number; fill the earth and subdue it. Rule over the fish in the sea and the birds in the sky and over every living creature that moves on the ground.” 29 Then God said, “I give you every seed-bearing plant on the face of the whole earth and every tree that has fruit with seed in it. They will be yours for food. 30 And to all the beasts of the earth and all the birds in the sky and all the creatures that move along the ground—everything that has the breath of life in it—I give every green plant for food.” And it was so. 31 God saw all that he had made, and it was very good. And there was evening, and there was morning—the sixth day.”*

Genesis 1:26-31

*“9 Two are better than one, because they have a good return for their labor: 10 If either of them falls down, one can help the other up. But pity anyone who falls and has no one to help them up. 11 Also, if two lie down together, they will keep warm. But how can one keep warm alone? 12 Though one may be overpowered, two can defend themselves. A cord of three strands is not quickly broken.”*

Ecclesiastes 4:9-12





## DAY 1: GENESIS 1:26-31

### STEP 1: PRAY

Take a moment to pray and invite the Holy Spirit into your study time. Ask Him to teach and speak to your heart. Spend time turning over anything that may be distracting you.

### STEP 2: OBSERVE

Slowly read the passage of Scripture multiple times. Use some of the suggestions in the Observation Toolbox (pg. 10). Write your observations below.

---

---

---

---

---

### STEP 3: SEEK OUT

Use other Bible translations, study Bible notes, and commentaries to answer questions, expand connections, and affirm (or correct) your observations from STEP 2. Along the way, continue to add new observations and insights.

---

---

---

---

---

**STEP 4: TAKE ACTION**

What does this passage teach me about God and following Him?

---

---

---

---

---

What is God saying to me as I read His Word and listen to His voice?

---

---

---

---

---

What do I need to do to obey Him? Use tangible and practical “I will” commitment statements.

---

---

---

---

---

## DAY 2: PSALM 139:1-18

### STEP 1: PRAY

Take a moment to pray and invite the Holy Spirit into your study time. Ask Him to teach and speak to your heart. Spend time turning over anything that may be distracting you.

### STEP 2: OBSERVE

Slowly read the passage of Scripture multiple times. Use some of the suggestions in the Observation Toolbox (pg. 10). Write your observations below.

---

---

---

---

---

### STEP 3: SEEK OUT

Use other Bible translations, study Bible notes, and commentaries to answer questions, expand connections, and affirm (or correct) your observations from STEP 2. Along the way, continue to add new observations and insights.

---

---

---

---

---

**STEP 4: TAKE ACTION**

What does this passage teach me about God and following Him?

---

---

---

---

---

What is God saying to me as I read His Word and listen to His voice?

---

---

---

---

---

What do I need to do to obey Him? Use tangible and practical “I will” commitment statements.

---

---

---

---

---

## DAY 3: JOHN 1:1-14

### STEP 1: PRAY

Take a moment to pray and invite the Holy Spirit into your study time. Ask Him to teach and speak to your heart. Spend time turning over anything that may be distracting you.

### STEP 2: OBSERVE

Slowly read the passage of Scripture multiple times. Use some of the suggestions in the Observation Toolbox (pg. 10). Write your observations below.

---

---

---

---

---

### STEP 3: SEEK OUT

Use other Bible translations, study Bible notes, and commentaries to answer questions, expand connections, and affirm (or correct) your observations from STEP 2. Along the way, continue to add new observations and insights.

---

---

---

---

---

**STEP 4: TAKE ACTION**

What does this passage teach me about God and following Him?

---

---

---

---

---

What is God saying to me as I read His Word and listen to His voice?

---

---

---

---

---

What do I need to do to obey Him? Use tangible and practical “I will” commitment statements.

---

---

---

---

---

## DAY 4: ECCLESIASTES 4:9-12

### STEP 1: PRAY

Take a moment to pray and invite the Holy Spirit into your study time. Ask Him to teach and speak to your heart. Spend time turning over anything that may be distracting you.

### STEP 2: OBSERVE

Slowly read the passage of Scripture multiple times. Use some of the suggestions in the Observation Toolbox (pg. 10). Write your observations below.

---

---

---

---

---

### STEP 3: SEEK OUT

Use other Bible translations, study Bible notes, and commentaries to answer questions, expand connections, and affirm (or correct) your observations from STEP 2. Along the way, continue to add new observations and insights.

---

---

---

---

---



**STEP 4: TAKE ACTION**

What does this passage teach me about God and following Him?

---

---

---

---

---

What is God saying to me as I read His Word and listen to His voice?

---

---

---

---

---

What do I need to do to obey Him? Use tangible and practical “I will” commitment statements.

---

---

---

---

---

## DAY 5: EPHESIANS 2:19-22

### STEP 1: PRAY

Take a moment to pray and invite the Holy Spirit into your study time. Ask Him to teach and speak to your heart. Spend time turning over anything that may be distracting you.

### STEP 2: OBSERVE

Slowly read the passage of Scripture multiple times. Use some of the suggestions in the Observation Toolbox (pg. 10). Write your observations below.

---



---



---



---



---

### STEP 3: SEEK OUT

Use other Bible translations, study Bible notes, and commentaries to answer questions, expand connections, and affirm (or correct) your observations from STEP 2. Along the way, continue to add new observations and insights.

---



---



---



---



---

**STEP 4: TAKE ACTION**

What does this passage teach me about God and following Him?

---

---

---

---

---

What is God saying to me as I read His Word and listen to His voice?

---

---

---

---

---

What do I need to do to obey Him? Use tangible and practical “I will” commitment statements.

---

---

---

---

---

## SESSION 1 | GROUP DISCUSSION QUESTIONS

### GET STARTED

We are not just a part of the Church, we are also a part of families and friend groups. Photos tell stories. They remind us of moments, our history, and identity. This week, share a baby photo and a story that goes along with it.

Do you have a physical characteristic similar to someone in your family? Are there any mannerisms or phrases used in your family that have been passed on to you? How does knowing that these traits have been passed on provide a sense of family identity?

### TAKE IT IN

Watch Session 1: WE at [mynorthside.com/WE](http://mynorthside.com/WE). What encouraged or challenged you from the video and daily study guide this week?

### TALK IT OVER

#### Read Genesis 1:26-31

- We are created in the image of a WE. For all eternity, God exists in a self-sufficient community known as the Trinity (Father, Son, and Holy Spirit). This idea pushes the limits of our finite minds trying to understand an infinite God. In fact, the Trinity is a mystery we won't fully understand. What we do know is that God exists in community, and we are created in His image. When you think about how God exists in community, what questions or thoughts come to mind? What are the implications to our relationships if we are created in the image of a God existing in community?
- Since humanity has been created in the image of God, we all have something in common in our value. How does this truth affect our attitude toward ourselves and/or others?
- Take a moment to reflect on the words "image" and "likeness." What words would you use to describe the character/nature of God? How does this help you define what it means to be made in the image of God? What does it mean to you that we reflect the character/nature of God to other people?

#### Read Ecclesiastes 4:9-12

- We are better together as a WE. Share a story about a time when you needed help from others (learning, struggles, physical, spiritual, etc.). Who showed up, how did they help, and how did the experience grow your faith?

- We cannot become the people God wants us to be outside of community. How does this truth help you rethink our group or the Church? What barriers are there to being in community with others?
- Reflect back over Ecclesiastes 4:9-12. Practically, what does it look like to live out this passage in our group? How can we better help each other grow in the character and knowledge of God?

### Read Matthew 16:16-18 & Galatians 2:20

- Wherever we go, we are a WE. The word church comes from the Greek word *Ekklesia*, meaning a called out gathering of people. If you are a follower of Jesus, then you are a part of His Church. We tend to think of our faith as very individualistic, and, if we are not careful, we will limit faith to the individual. How do you view other believers in your life? Do you see them as individuals, do you see yourself connected to them, or do you see them/yourself as part of the global Church?
- As followers of Jesus, we are not alone, because Christ lives in us. Think about the reach Christ has globally through the Church. Jesus said that He will build an eternal, unstoppable Church through us. What is an intentional next step you can take to build up your local church? What about the global Church?

## LIVE IT OUT

God didn't create us because He was lonely; He chose to create humanity out of love. God is love (1 John 4:8), and that is the reason why it is not good for humanity to be alone (Genesis 2:18). You cannot experience or share love in isolation. Jesus says that love will be the defining characteristic of His Church (John 13:34-35), and love is the reason He went to the cross (John 3:16). Christ lives in us, we are becoming love, and the shift from ME to WE always begins with love. This week, look for intentional ways to love others in community.

Daily Study Guide: Take 30 minutes each day to complete the daily study guide. Don't think of it as homework, but relational time growing alongside your Heavenly Father. Come ready to discuss what you are learning at the next group session.

Memorize: *"Two are better than one, because they have a good return for their labor: If either of them falls down, one can help the other up. But pity anyone who falls and has no one to help them up."* Ecclesiastes 4:9-10

## SESSION 1 - FAMILY CONVERSATIONS

These Family Conversations are designed to help you create moments to talk about God and faith in your family. We want to encourage you to carve out a moment each week to read and discuss each Family Conversation. This could be over the dinner table, before bedtime, or whenever works best for your family. In each Family Conversation, you will find four parts.

- Scripture: Read the passage out loud, or encourage a family member to read.
- Devotion: Read this to your family.
- Conversation: Pick and choose what questions are best for your family to discuss.
- Prayer: Pray for your family, or encourage a family member to pray.

Just as a heads-up, things probably won't go as planned with your Family Conversations. Your family may interrupt, someone probably won't pay attention, and there may not be any grand spiritual moments. What matters most is that you are seeking God as a family. Faith in your family is more often caught than taught. Your family will most likely forget these devotions, but they will remember the intentionality and time together. That will set the stage for you to model faith and continue building a spiritual legacy in your family.

### SCRIPTURE:

*“Then God said, “Let us make mankind in our image, in our likeness, so that they may rule over the fish in the sea and the birds in the sky, over the livestock and all the wild animals, and over all the creatures that move along the ground.” So God created mankind in his own image, in the image of God he created them; male and female he created them.”*

Genesis 1:26-27

### DEVOTION:

Has anyone ever told you that you look or act like someone in your family? Maybe you have your grandpa's nose or your mom's eyes. Maybe you have a few phrases/sayings that are unique to your family. The Bible teaches us that we (every human being) are created in God's image and likeness. This means that everyone we encounter has value, worth, and is important to God.

We were created not only to resemble God, but act and think like Him, as well. God gave each of us the ability to show His amazing characteristics. For example, some people show His kindness by being generous, others show His love by helping out, or you might show His faithfulness by being reliable. This is God's way of reflecting Himself in people all over the world.

God also created us to be a part of His family! Globally, this is called the Church. It is made up of people of all different ages, stages, and races across the world. It's a very big, diverse family! We get to experience a small portion of God's family each week when we attend our local church. But, the Church isn't a building. We don't just go to church, because we are the Church as God's family. Since we are created by God and we are the Church, our lives should reflect Him. Just like how you might look like someone in your family, people should see God when they see you. It's this reflection that reminds people that they are important to God and that His family always has room for more.

### CONVERSATION:

- Has anyone ever told you that you look or act like someone in your family? If so, what did they say? How do you think being created in God's image is similar to having family resemblances?
- Can you think of an example from your own life when you showed the character of God to someone (kindness, love, forgiveness, faithfulness, etc.)?
- If people are supposed to see God when they see us, what are some specific actions or attitudes that might help others see God through us (individually or as a family)?
- How would you describe the Church to someone who doesn't know what it is? What is so important about the Church including all different types of people from across the world?

### PRAYER:

Together as a family, thank God for creating us in His image and that the Church is made up of all different types of people. Ask God to help you live out His character so that other people can see His reflection through your family.



# WE ARE ONE





## SESSION 2 - WE ARE ONE

Have you ever seen a family or group of friends arguing and fighting in public? This might have been at school, work, the grocery store, or a theme park. What was your reaction to the situation? Did you think to yourself, “I want to be a part of that family or group of friends”? Most likely, you backed away slowly. In John 17, Jesus prays for all future believers. In this prayer, He could have prayed for many things: may they be filled with the Word of God, may they have the Fruit of The Spirit, may they go into all the nations, or may they be multiplied to the millions. Instead, Jesus prays for one thing, and that is for all believers to be one. When the Church is unified, people see something different. They see a gathering of people from all walks of life unified together, regardless of their differences. This type of unity, centered on Jesus, draws people to faith and church. Arguing and fighting among God’s family has a tendency to push people away.

WE are called to be united as one in the Church, but this doesn’t come easily. It takes the work of the Holy Spirit in our lives and a willingness to pursue it.

*“20 My prayer is not for them alone. I pray also for those who will believe in me through their message, 21 that all of them may be one, Father, just as you are in me and I am in you. May they also be in us so that the world may believe that you have sent me. 22 I have given them the glory that you gave me, that they may be one as we are one— 23 I in them and you in me—so that they may be brought to complete unity. Then the world will know that you sent me and have loved them even as you have loved me. 24 “Father, I want those you have given me to be with me where I am, and to see my glory, the glory you have given me because you loved me before the creation of the world. 25 “Righteous Father, though the world does not know you, I know you, and they know that you have sent me. 26 I have made you known to them, and will continue to make you known in order that the love you have for me may be in them and that I myself may be in them.”*

John 17:20-26

*“1 As a prisoner for the Lord, then, I urge you to live a life worthy of the calling you have received. 2 Be completely humble and gentle; be patient, bearing with one another in love. 3 Make every effort to keep the unity of the Spirit through the bond of peace. 4 There is one body and one Spirit, just as you were called to one hope when you were called; 5 one Lord, one faith, one baptism; 6 one God and Father of all, who is over all and through all and in all.”*

Ephesians 4:1-6



## DAY 1: JOHN 17:20-26

### STEP 1: PRAY

Take a moment to pray and invite the Holy Spirit into your study time. Ask Him to teach and speak to your heart. Spend time turning over anything that may be distracting you.

### STEP 2: OBSERVE

Slowly read the passage of Scripture multiple times. Use some of the suggestions in the Observation Toolbox (pg. 10). Write your observations below.

---

---

---

---

---

### STEP 3: SEEK OUT

Use other Bible translations, study Bible notes, and commentaries to answer questions, expand connections, and affirm (or correct) your observations from STEP 2. Along the way, continue to add new observations and insights.

---

---

---

---

---

**STEP 4: TAKE ACTION**

What does this passage teach me about God and following Him?

---

---

---

---

---

What is God saying to me as I read His Word and listen to His voice?

---

---

---

---

---

What do I need to do to obey Him? Use tangible and practical “I will” commitment statements.

---

---

---

---

---

## DAY 2: EPHESIANS 4:1-6

### STEP 1: PRAY

Take a moment to pray and invite the Holy Spirit into your study time. Ask Him to teach and speak to your heart. Spend time turning over anything that may be distracting you.

### STEP 2: OBSERVE

Slowly read the passage of Scripture multiple times. Use some of the suggestions in the Observation Toolbox (pg. 10). Write your observations below.

---

---

---

---

---

### STEP 3: SEEK OUT

Use other Bible translations, study Bible notes, and commentaries to answer questions, expand connections, and affirm (or correct) your observations from STEP 2. Along the way, continue to add new observations and insights.

---

---

---

---

---

**STEP 4: TAKE ACTION**

What does this passage teach me about God and following Him?

---

---

---

---

---

What is God saying to me as I read His Word and listen to His voice?

---

---

---

---

---

What do I need to do to obey Him? Use tangible and practical “I will” commitment statements.

---

---

---

---

---

## DAY 3: ROMANS 12:9-21

### STEP 1: PRAY

Take a moment to pray and invite the Holy Spirit into your study time. Ask Him to teach and speak to your heart. Spend time turning over anything that may be distracting you.

### STEP 2: OBSERVE

Slowly read the passage of Scripture multiple times. Use some of the suggestions in the Observation Toolbox (pg. 10). Write your observations below.

---



---



---



---



---

### STEP 3: SEEK OUT

Use other Bible translations, study Bible notes, and commentaries to answer questions, expand connections, and affirm (or correct) your observations from STEP 2. Along the way, continue to add new observations and insights.

---



---



---



---



---



**STEP 4: TAKE ACTION**

What does this passage teach me about God and following Him?

---

---

---

---

---

What is God saying to me as I read His Word and listen to His voice?

---

---

---

---

---

What do I need to do to obey Him? Use tangible and practical “I will” commitment statements.

---

---

---

---

---

## DAY 4: PHILIPPIANS 2:1-4

### STEP 1: PRAY

Take a moment to pray and invite the Holy Spirit into your study time. Ask Him to teach and speak to your heart. Spend time turning over anything that may be distracting you.

### STEP 2: OBSERVE

Slowly read the passage of Scripture multiple times. Use some of the suggestions in the Observation Toolbox (pg. 10). Write your observations below.

---

---

---

---

---

### STEP 3: SEEK OUT

Use other Bible translations, study Bible notes, and commentaries to answer questions, expand connections, and affirm (or correct) your observations from STEP 2. Along the way, continue to add new observations and insights.

---

---

---

---

---

**STEP 4: TAKE ACTION**

What does this passage teach me about God and following Him?

---

---

---

---

---

What is God saying to me as I read His Word and listen to His voice?

---

---

---

---

---

What do I need to do to obey Him? Use tangible and practical “I will” commitment statements.

---

---

---

---

---

## DAY 5: ACTS 2:42-47

### STEP 1: PRAY

Take a moment to pray and invite the Holy Spirit into your study time. Ask Him to teach and speak to your heart. Spend time turning over anything that may be distracting you.

### STEP 2: OBSERVE

Slowly read the passage of Scripture multiple times. Use some of the suggestions in the Observation Toolbox (pg. 10). Write your observations below.

---



---



---



---



---

### STEP 3: SEEK OUT

Use other Bible translations, study Bible notes, and commentaries to answer questions, expand connections, and affirm (or correct) your observations from STEP 2. Along the way, continue to add new observations and insights.

---



---



---



---



---

**STEP 4: TAKE ACTION**

What does this passage teach me about God and following Him?

---

---

---

---

---

What is God saying to me as I read His Word and listen to His voice?

---

---

---

---

---

What do I need to do to obey Him? Use tangible and practical “I will” commitment statements.

---

---

---

---

---

## SESSION 2 | GROUP DISCUSSION QUESTIONS

### GET STARTED

We are not just a part of the Church, we are also a part of families and friend groups. Photos tell stories. They remind us of moments, our history, and identity. This week, share a family or friends photo wearing matching outfits (pajamas, costumes, etc.) and a story that goes along with it.

Think of your spouse or best friend(s). In what ways are you united with things in common, while also being completely different from one another?

### TAKE IT IN

Watch Session 2: WE are ONE at [mynorthside.com/WE](http://mynorthside.com/WE). What encouraged or challenged you from the video and daily study guide this week?

### TALK IT OVER

#### Read John 17:20-26

- Jesus' prayer for His disciples (present and future) was simple: that WE would be one (united). After reading this passage, what is your response to knowing that Jesus prayed for and had us on His mind? How would you describe the type of unity for which Jesus is praying?
- Look back through the passage, paying attention to the words "know" and "known." What are the results of unity amongst believers? Why is unity such a compelling argument for the Gospel and faith?

#### Read Ephesians 4:1-6

- Paul challenges us to make every effort to keep unity. This does not mean that all believers have to live in agreement on everything. Unity says that our God and His love are so great that we can live with our differences in peace. What are some things that all believers share in common? Share some examples when you have observed unity within our group, local church, or the global Church.

- Unity is an essential characteristic of who WE are as the Church, but that doesn't mean it's easy to maintain. Pastor Larry Osbourne reveals four unity killers trying to take hold within the Church.<sup>1</sup>

#### **Pride:**

We feel like we are better, smarter, and more committed than other believers. This undermines unity, because the majority of fights amongst believers are about personal opinions, preferences, or difficult passages of Scripture.

#### **Gift Projection:**

We assume that what God has called us to do is what God has called everyone to do. This undermines unity by limiting roles of people within the Church, and discourages others that don't fit the mold.

#### **Selfishness:**

Simply put, we want it our way. This undermines unity because the focus is building my kingdom and not God's Kingdom.

#### **Impatience:**

We get frustrated with those who are not at the same place. This undermines unity, because we forget our own long journey and put unrealistic expectations on others.

- What resonates with or challenges you from the four killers of unity? Can you think of a time when one of these influenced a relationship, group, or church where you have been a part? If so, explain what happened.
- How does being humble, gentle, and patient (v.2) counteract the four killers of unity? What area of your life do you need to be humble, gentle, and patient to help maintain unity?

---

1 Larry Osbourne, How To Get Along When We Don't Get Along (sermon, North Coast Church, Carlsbad, CA, February 28, 2015).

### Read Romans 12:9-21

- Love and unity go together, and all of us need the help of the Holy Spirit to pursue both. How does this passage on love speak into developing unity? What characteristics found in this passage do you believe you do well? With which do you struggle? Why?
- Reread verse 18. Based on our discussion, how can we be praying for each other as we do our best to live at peace with others?

### LIVE IT OUT


The beauty of the Gospel is that everyone stands on common ground through Christ. Unity will draw people to faith and the Church, and disunity will push people away. Reflect back over the four killers of unity discussed this week. Where do you need to make every effort to maintain unity in your relationships, group, or church? Where do you need to be humble, gentle, and/or patient? Pray over these questions, and then pursue unity.

Daily Study Guide: Take 30 minutes each day to complete the daily study guide. Don't think of it as homework, but relational time growing alongside your Heavenly Father. Come ready to discuss what you are learning at the next group session.

Memorize: *"There is one body and one Spirit, just as you were called to one hope when you were called; one Lord, one faith, one baptism; one God and Father of all, who is over all and through all and in all."* Ephesians 4:4-6



**WE ARE CALLED TO BE UNITED  
AS ONE IN THE CHURCH, BUT  
THIS DOESN'T COME EASILY.  
IT TAKES THE WORK OF THE  
HOLY SPIRIT IN OUR LIVES AND  
A WILLINGNESS TO PURSUE IT.**



## SESSION 2 - FAMILY CONVERSATIONS

These Family Conversations are designed to help you create moments to talk about God and faith in your family. We want to encourage you to carve out a moment each week to read and discuss each Family Conversation. This could be over the dinner table, before bedtime, or whenever works best for your family. In each Family Conversation, you will find four parts.

- Scripture: Read the passage out loud, or encourage a family member to read.
- Devotion: Read this to your family.
- Conversation: Pick and choose what questions are best for your family to discuss.
- Prayer: Pray for your family, or encourage a family member to pray.

Just as a heads-up, things probably won't go as planned with your Family Conversations. Your family may interrupt, someone probably won't pay attention, and there may not be any grand spiritual moments. What matters most is that you are seeking God as a family. Faith in your family is more often caught than taught. Your family will most likely forget these devotions, but they will remember the intentionality and time together. That will set the stage for you to model faith and continue building a spiritual legacy in your family.

### SCRIPTURE:

*“My prayer is not for them alone. I pray also for those who will believe in me through their message, that all of them may be one, Father, just as you are in me and I am in you. May they also be in us so that the world may believe that you have sent me. I have given them the glory that you gave me, that they may be one as we are one—I in them and you in me—so that they may be brought to complete unity. Then the world will know that you sent me and have loved them even as you have loved me.”*

John 17:20-23

### DEVOTION:

Have you ever been to a live sporting event and heard the loud cheers of a crowd full of fans! At that moment, coaches, players, and fans are all united in the goal of winning the game. There is something powerful when a group of people come together with a common mission. This is similar to what WE are called to be as the Church.

In John 17, Jesus prays for us (future believers). He asks God to help His followers be unified, so that all people will know who God is and that they are loved. Today, there are many things that can divide the followers of Jesus. What connects us all as believers is our shared love for God and His love for us. This is more important than any arguments or differences we might have. In the Church, when we choose God over our differences, bear with one another, and strive toward peace, it shows God's character and love. It announces to everyone watching that God is real and He can bring about life change.


On a smaller scale, think about our family. Has there been a time when we have loved each other even though we are different? Or, how about a time when we have annoyed or angered one another and offered forgiveness. When we pursue these things in the midst of our differences or arguments, it reveals God working in our lives. It builds unity in our family. Jesus calls our family and His family (the Church) to be one. Together we are united in working towards His glory, building each other up, and helping other people see God.

#### CONVERSATION:

- Share a story from a time you attended a live sporting event. What was it like cheering your team on?
- What are some differences that we can celebrate in our family? What are some things that unite us as a family?
- How do you think our family's unity can show others the character and love of God?
- In what ways can our family show love and kindness to others, especially when we have different opinions?

#### PRAYER:

Follow the example of Jesus and pray for unity in your family and church. Ask for the strength to love others even when it is hard. Finally, pray for God to be revealed to people as your family and church pursue unity.



# WE ARE CONNECTED



## SESSION 3 - WE ARE CONNECTED

The human body is truly fascinating. When you look at our bodies from the scientific standpoint, it is a marvel. There are so many different parts of the body, and, yet, somehow miraculously, all these parts work together to keep us functioning. All of these separate parts are all one! If even one thing was not there or not working, our bodies could not function properly. Here are some fun facts about the human body!

- The brain does not feel pain.
- We have 100,000 miles worth of blood vessels.
- Your mouth produces 1 liter of saliva each day.
- There are 206 bones in the human body.
- Humans develop fingertips from the time they are embryos. This means that just after the first trimester, the baby has fully developed fingertips.

Our body is AMAZING! You may be wondering what this has to do with this week's study. Scripture refers to the Church as the Body of Christ. The Body of Christ, like our own bodies, is made up of separate parts (aka us; you as an individual). These parts work together to make ONE whole as the Church (aka The Body of Christ)! WE ALL must work together and be CONNECTED, because we all have different gifts, talents, and callings in our lives to help spread the Good News of Jesus! All of us, individuals, make up ONE whole—The Body of Christ!

*“12 Just as a body, though one, has many parts, but all its many parts form one body, so it is with Christ. 13 For we were all baptized by one Spirit so as to form one body—whether Jews or Gentiles, slave or free—and we were all given the one Spirit to drink. 14 Even so the body is not made up of one part but of many. 15 Now if the foot should say, “Because I am not a hand, I do not belong to the body,” it would not for that reason stop being part of the body. 16 And if the ear should say, “Because I am not an eye, I do not belong to the body,” it would not for that reason stop being part of the body. 17 If the whole body were an eye, where would the sense of hearing be? If the whole body were an ear, where would the sense of smell be? 18 But in fact God has placed the parts in the body, every one of them, just as he wanted them to be. 19 If they were all one part, where would the body be? 20 As it is, there are many parts, but one body. 21 The eye cannot say to the hand, “I don’t need you!” And the head cannot say to the feet, “I don’t need you!” 22 On the contrary, those parts of the body that seem to be weaker are indispensable, 23 and the parts that we think are less honorable we treat with special honor. And the parts that are unpresentable are treated with special modesty, 24 while our presentable parts need no special treatment. But God has put the body together, giving greater honor to the parts that lacked it, 25 so that there should be no division in the body, but that its parts should have equal concern for each other. 26 If one part suffers, every part suffers with it; if one part is honored, every part rejoices with it. 27 Now you are the body of Christ, and each one of you is a part of it.”*

1 Corinthians 12:12-27



## DAY 1: 1 CORINTHIANS 12:12-20

### STEP 1: PRAY

Take a moment to pray and invite the Holy Spirit into your study time. Ask Him to teach and speak to your heart. Spend time turning over anything that may be distracting you.

### STEP 2: OBSERVE

Slowly read the passage of Scripture multiple times. Use some of the suggestions in the Observation Toolbox (pg. 10). Write your observations below.

---

---

---

---

---

### STEP 3: SEEK OUT

Use other Bible translations, study Bible notes, and commentaries to answer questions, expand connections, and affirm (or correct) your observations from STEP 2. Along the way, continue to add new observations and insights.

---

---

---

---

---



**STEP 4: TAKE ACTION**

What does this passage teach me about God and following Him?

---

---

---

---

---

What is God saying to me as I read His Word and listen to His voice?

---

---

---

---

---

What do I need to do to obey Him? Use tangible and practical “I will” commitment statements.

---

---

---

---

---

## DAY 2: 1 CORINTHIANS 12:21-27

### STEP 1: PRAY

Take a moment to pray and invite the Holy Spirit into your study time. Ask Him to teach and speak to your heart. Spend time turning over anything that may be distracting you.

### STEP 2: OBSERVE

Slowly read the passage of Scripture multiple times. Use some of the suggestions in the Observation Toolbox (pg. 10). Write your observations below.

---

---

---

---

---

### STEP 3: SEEK OUT

Use other Bible translations, study Bible notes, and commentaries to answer questions, expand connections, and affirm (or correct) your observations from STEP 2. Along the way, continue to add new observations and insights.

---

---

---

---

---

**STEP 4: TAKE ACTION**

What does this passage teach me about God and following Him?

---

---

---

---

---

What is God saying to me as I read His Word and listen to His voice?

---

---

---

---

---

What do I need to do to obey Him? Use tangible and practical “I will” commitment statements.

---

---

---

---

---

## DAY 3: EPHESIANS 4:11-16

### STEP 1: PRAY

Take a moment to pray and invite the Holy Spirit into your study time. Ask Him to teach and speak to your heart. Spend time turning over anything that may be distracting you.

### STEP 2: OBSERVE

Slowly read the passage of Scripture multiple times. Use some of the suggestions in the Observation Toolbox (pg. 10). Write your observations below.

---

---

---

---

---

### STEP 3: SEEK OUT

Use other Bible translations, study Bible notes, and commentaries to answer questions, expand connections, and affirm (or correct) your observations from STEP 2. Along the way, continue to add new observations and insights.

---

---

---

---

---

**STEP 4: TAKE ACTION**

What does this passage teach me about God and following Him?

---

---

---

---

---

What is God saying to me as I read His Word and listen to His voice?

---

---

---

---

---

What do I need to do to obey Him? Use tangible and practical “I will” commitment statements.

---

---

---

---

---

## DAY 4: COLOSSIANS 3:12-17

### STEP 1: PRAY

Take a moment to pray and invite the Holy Spirit into your study time. Ask Him to teach and speak to your heart. Spend time turning over anything that may be distracting you.

### STEP 2: OBSERVE

Slowly read the passage of Scripture multiple times. Use some of the suggestions in the Observation Toolbox (pg. 10). Write your observations below.

---

---

---

---

---

### STEP 3: SEEK OUT

Use other Bible translations, study Bible notes, and commentaries to answer questions, expand connections, and affirm (or correct) your observations from STEP 2. Along the way, continue to add new observations and insights.

---

---

---

---

---

**STEP 4: TAKE ACTION**

What does this passage teach me about God and following Him?

---

---

---

---

---

What is God saying to me as I read His Word and listen to His voice?

---

---

---

---

---

What do I need to do to obey Him? Use tangible and practical “I will” commitment statements.

---

---

---

---

---

## DAY 5: ROMANS 12:3-8

### STEP 1: PRAY

Take a moment to pray and invite the Holy Spirit into your study time. Ask Him to teach and speak to your heart. Spend time turning over anything that may be distracting you.

### STEP 2: OBSERVE

Slowly read the passage of Scripture multiple times. Use some of the suggestions in the Observation Toolbox (pg. 10). Write your observations below.

---

---

---

---

---

### STEP 3: SEEK OUT

Use other Bible translations, study Bible notes, and commentaries to answer questions, expand connections, and affirm (or correct) your observations from STEP 2. Along the way, continue to add new observations and insights.

---

---

---

---

---



**STEP 4: TAKE ACTION**

What does this passage teach me about God and following Him?

---

---

---

---

---

What is God saying to me as I read His Word and listen to His voice?

---

---

---

---

---

What do I need to do to obey Him? Use tangible and practical “I will” commitment statements.

---

---

---

---

---

## SESSION 3 | GROUP DISCUSSION QUESTIONS

### GET STARTED

We are not just a part of the Church, we are also a part of families and friend groups. As the Body of Christ, when one person is joyful, we should all be joyful; and when one person hurts, we should hurt for them. Photos tell stories. They remind us of moments, our history, and identity. This week, share a photo from an important life moment (weddings, births, graduations, funerals, etc.) and a story that goes along with it.

Our bodies are truly fascinating and clearly God-designed. What is your least favorite function of the human body? What is your favorite function of the human body?

### TAKE IT IN

Watch Session 3: WE are CONNECTED at [mynorthside.com/WE](http://mynorthside.com/WE). What encouraged or challenged you from the video and daily study guide this week?

### TALK IT OVER

#### Read 1 Corinthians 12:12-27

- These verses highlight how, as a church, we should be connected with one another in order to be the most effective at spreading the Good News. It is very clear that if we tried to work by ourselves that we would not be as effective. In what ways do you feel you can best help others connect with the Body of Christ? What are your gifts and talents that can be used for the Kingdom of God? If a group member struggles with identifying their own gifts, help them by pointing out the gifts and talents you see in them.
- Re-read verse 25-26. These verses make it clear that, as a connected Body of Christ, we should be working together to support one another. How do these verses highlight the importance of interdependence among members of the Body? Can you share a personal experience where you felt the impact of supporting or being supported by others in our community?
- For the Body of Christ to function properly, everyone has to do their part. Each person's contribution is both their own and connected to the Body of Christ! Can you share a time when you witnessed someone using their gift for the benefit of the Body of Christ? What was the impact of that action? What would it have been like if they tried to use a gift they did not have?

### Read Romans 12:5-8

- These verses very briefly mention some spiritual gifts. However, this is not a complete list of the spiritual gifts that are out there. We are all wired differently and have had different life experiences; therefore, we all have different spiritual gifts. ALL the spiritual gifts are important. Take a moment to review We Are Connected | Spiritual Gifts (pg. 124). Why do you think it's important for us to understand the unique contributions of each gift in people? How does this affect the overall health of the Body of Christ? With which gift do you most identify? Why?
- The action of using your gifts can be a big step for some! Looking ahead, how can our group better embody the message of Romans 12:5-8? What goals or initiatives can we pursue to grow in connection and service?

### LIVE IT OUT

We are all connected by Christ but, at the same time, are different individuals from each other. This week, start exploring where you can be most effective at getting connected to the Body of Christ. Try serving somewhere consistently if you have never done so before, or maybe start exploring what your gifts and talents are. You can begin that by going to or creating your profile at [mynorthside.com](http://mynorthside.com) and taking the “Spiritual Gifts Assessment” under assessments. Another idea to pursue is simply sitting down and thinking about the things that give you energy! If something energizes you, that may be a very good sign from the Holy Spirit that you are on the right path.

Daily Study Guide: Take 30 minutes each day to complete the daily study guide. Don't think of it as homework, but relational time growing alongside your Heavenly Father. Come ready to discuss what you are learning at the next group session.

Memorize: “Just as a body, though one, has many parts, but all its many parts form one body, so it is with Christ. For we were all baptized by one Spirit so as to form one body—whether Jews or Gentiles, slave or free—and we were all given the one Spirit to drink. Even so the body is not made up of one part but of many.” 1 Corinthians 12:12-14

## SESSION 3 - FAMILY CONVERSATIONS

These Family Conversations are designed to help you create moments to talk about God and faith in your family. We want to encourage you to carve out a moment each week to read and discuss each Family Conversation. This could be over the dinner table, before bedtime, or whenever works best for your family. In each Family Conversation, you will find four parts.

- Scripture: Read the passage out loud, or encourage a family member to read.
- Devotion: Read this to your family.
- Conversation: Pick and choose what questions are best for your family to discuss.
- Prayer: Pray for your family, or encourage a family member to pray.

Just as a heads-up, things probably won't go as planned with your Family Conversations. Your family may interrupt, someone probably won't pay attention, and there may not be any grand spiritual moments. What matters most is that you are seeking God as a family. Faith in your family is more often caught than taught. Your family will most likely forget these devotions, but they will remember the intentionality and time together. That will set the stage for you to model faith and continue building a spiritual legacy in your family.

### SCRIPTURE:

*“Instead, we will speak the truth in love, growing in every way more and more like Christ, who is the head of his body, the church. He makes the whole body fit together perfectly. As each part does its own special work, it helps the other parts grow, so that the whole body is healthy and growing and full of love.”*

Ephesians 4:15-16 (NLT)

### DEVOTION:

What is the best funny or silly face you can make (if needed, show your answer)? There are 43 muscles in your face capable of creating over 10,000 combinations of facial expressions. Our bodies have lots of different parts, and they all work together to keep us healthy and active. It's pretty amazing how everything is connected! If just one little part isn't working right, it can make a big difference. Here are some fun facts about the human body that will either be awesome or gross!

- Your mouth produces about one liter of saliva each day
- Human teeth are just as strong as shark teeth.
- Scientists estimate that the nose can recognise a trillion different scents
- The average person has 2,000-10,000 taste buds on their tongue
- A baby has more bones than an adult. The around 300 bones at birth fuse together to form the 206 bones of an adult.

The Bible refers to the family of God as the Body of Christ. Each person represents a body part that has a specific job. These jobs or roles usually go along with spiritual gifts and/or talents. Some of these were given to us by God and others are developed over time. Regardless, all of our gifts have the same purpose, to build up the Church and serve others. We each have a unique role to play in the Body of Christ, because we are all connected. Just like the parts of our body, when we do our jobs, the Church will thrive. If we don't, things tend to fall apart. Ephesians 4:16 (NLT) says it best, *“As each part does its own special work, it helps the other parts grow, so that the whole body is healthy and growing and full of love.”* Since we are all connected in God's family, He wants to use our family to help other people grow in their faith. At the same time, He wants to use other people to help our family grow. The best part is that it doesn't matter what your age is, God can work through you. The only question that remains is how can our family use our gifts to build up the church and serve others?

### CONVERSATION:

- How is the Church like a human body? Who is the Head of the Church? What would happen if a different body part tried to be the head?
- What makes each member of your family unique? Take a moment to share two to three abilities or characteristics that each family member has.
- What specific abilities do you have, and how do they make your family, class, team, or church better?
- What are some ways our family could intentionally serve others? What about serving with our local church?

### PRAYER:

Together, thank God for how He has created the Church to be connected together and serve others. Ask for His guidance to understand how each family member is uniquely gifted. Finally, ask Him for opportunities to use your gifts to build up the Church and serve others.



# WE ARE DIFFERENT



## SESSION 4 - WE ARE DIFFERENT

A life of following Jesus is a life that looks very different from the rest of the world around us. While the rest of the world makes money, possessions, kids, spouses, pets, hobbies, or beauty their “everything,” a follower of Jesus makes Jesus their “everything.” When we choose to follow Jesus, He reprioritizes our lives. WE begin to find our identity in Him, and ONLY Him, and, therefore, WE look different from the rest of the world.

Pastor David Guzik said, “Since it is true that believers have a new life principle (chosen generation), a new access to God (royal priesthood), a new government (holy nation), and a new owner (His own special people), it will affect the way the believer lives life.”<sup>4</sup> Being different is not bad; in fact, it is the BEST NEWS! It means we are a part of God’s family and there is nothing better than that. It means we have a solid rock to stand on when times get tough, and, when things are joyful, we have someone to celebrate with.

---

4 David Guzik, *Enduring Word Bible Commentary* (Enduring Word, 2023), [enduringword.com/bible-commentary/1-peter-2/](https://enduringword.com/bible-commentary/1-peter-2/).

*“4 As you come to him, the living Stone—rejected by humans but chosen by God and precious to him— 5 you also, like living stones, are being built into a spiritual house to be a holy priesthood, offering spiritual sacrifices acceptable to God through Jesus Christ. 6 For in Scripture it says: “See, I lay a stone in Zion, a chosen and precious cornerstone, and the one who trusts in him will never be put to shame.” Now to you who believe, this stone is precious. But to those who do not believe, “The stone the builders rejected has become the cornerstone,” 8 and, “A stone that causes people to stumble and a rock that makes them fall.” They stumble because they disobey the message—which is also what they were destined for. But you are a chosen people, a royal priesthood, a holy nation, God’s special possession, that you may declare the praises of him who called you out of darkness into his wonderful light. 10 Once you were not a people, but now you are the people of God; once you had not received mercy, but now you have received mercy. 11 Dear friends, I urge you, as foreigners and exiles, to abstain from sinful desires, which wage war against your soul. 12 Live such good lives among the pagans that, though they accuse you of doing wrong, they may see your good deeds and glorify God on the day he visits us.”*

1 Peter 2:4-12





## DAY 1: 1 PETER 2:4-12

### STEP 1: PRAY

Take a moment to pray and invite the Holy Spirit into your study time. Ask Him to teach and speak to your heart. Spend time turning over anything that may be distracting you.

### STEP 2: OBSERVE

Slowly read the passage of Scripture multiple times. Use some of the suggestions in the Observation Toolbox (pg. 10). Write your observations below.

---

---

---

---

---

### STEP 3: SEEK OUT

Use other Bible translations, study Bible notes, and commentaries to answer questions, expand connections, and affirm (or correct) your observations from STEP 2. Along the way, continue to add new observations and insights.

---

---

---

---

---

**STEP 4: TAKE ACTION**

What does this passage teach me about God and following Him?

---

---

---

---

---

What is God saying to me as I read His Word and listen to His voice?

---

---

---

---

---

What do I need to do to obey Him? Use tangible and practical “I will” commitment statements.

---

---

---

---

---

## DAY 2: ROMANS 8:5-17

### STEP 1: PRAY

Take a moment to pray and invite the Holy Spirit into your study time. Ask Him to teach and speak to your heart. Spend time turning over anything that may be distracting you.

### STEP 2: OBSERVE

Slowly read the passage of Scripture multiple times. Use some of the suggestions in the Observation Toolbox (pg. 10). Write your observations below.

---

---

---

---

---

### STEP 3: SEEK OUT

Use other Bible translations, study Bible notes, and commentaries to answer questions, expand connections, and affirm (or correct) your observations from STEP 2. Along the way, continue to add new observations and insights.

---

---

---

---

---

**STEP 4: TAKE ACTION**

What does this passage teach me about God and following Him?

---

---

---

---

---

What is God saying to me as I read His Word and listen to His voice?

---

---

---

---

---

What do I need to do to obey Him? Use tangible and practical “I will” commitment statements.

---

---

---

---

---

## DAY 3: COLOSSIANS 1:15-23

### STEP 1: PRAY

Take a moment to pray and invite the Holy Spirit into your study time. Ask Him to teach and speak to your heart. Spend time turning over anything that may be distracting you.

### STEP 2: OBSERVE

Slowly read the passage of Scripture multiple times. Use some of the suggestions in the Observation Toolbox (pg. 10). Write your observations below.

---

---

---

---

---

### STEP 3: SEEK OUT

Use other Bible translations, study Bible notes, and commentaries to answer questions, expand connections, and affirm (or correct) your observations from STEP 2. Along the way, continue to add new observations and insights.

---

---

---

---

---

**STEP 4: TAKE ACTION**

What does this passage teach me about God and following Him?

---

---

---

---

---

What is God saying to me as I read His Word and listen to His voice?

---

---

---

---

---

What do I need to do to obey Him? Use tangible and practical “I will” commitment statements.

---

---

---

---

---

## DAY 4: MATTHEW 5:13-16

### STEP 1: PRAY

Take a moment to pray and invite the Holy Spirit into your study time. Ask Him to teach and speak to your heart. Spend time turning over anything that may be distracting you.

### STEP 2: OBSERVE

Slowly read the passage of Scripture multiple times. Use some of the suggestions in the Observation Toolbox (pg. 10). Write your observations below.

---

---

---

---

---

### STEP 3: SEEK OUT

Use other Bible translations, study Bible notes, and commentaries to answer questions, expand connections, and affirm (or correct) your observations from STEP 2. Along the way, continue to add new observations and insights.

---

---

---

---

---



**STEP 4: TAKE ACTION**

What does this passage teach me about God and following Him?

---

---

---

---

---

What is God saying to me as I read His Word and listen to His voice?

---

---

---

---

---

What do I need to do to obey Him? Use tangible and practical “I will” commitment statements.

---

---

---

---

---

## DAY 5: 1 CORINTHIANS 10:31-33

### STEP 1: PRAY

Take a moment to pray and invite the Holy Spirit into your study time. Ask Him to teach and speak to your heart. Spend time turning over anything that may be distracting you.

### STEP 2: OBSERVE

Slowly read the passage of Scripture multiple times. Use some of the suggestions in the Observation Toolbox (pg. 10). Write your observations below.

---

---

---

---

---

### STEP 3: SEEK OUT

Use other Bible translations, study Bible notes, and commentaries to answer questions, expand connections, and affirm (or correct) your observations from STEP 2. Along the way, continue to add new observations and insights.

---

---

---

---

---

**STEP 4: TAKE ACTION**

What does this passage teach me about God and following Him?

---

---

---

---

---

What is God saying to me as I read His Word and listen to His voice?

---

---

---

---

---

What do I need to do to obey Him? Use tangible and practical “I will” commitment statements.

---

---

---

---

---

## SESSION 4 | GROUP DISCUSSION QUESTIONS

### GET STARTED

We are not just a part of the Church, we are also a part of families and friend groups. Plus, we are all different with unique family/friend cultures and traditions! This week, share unique family/friend photos (traditions, silly faces, etc.) and a story that goes along with it.

What is your favorite family tradition that is very different from other families? If your family looks more like a group of friends, what is your favorite tradition with them?

### TAKE IT IN

Watch Session 4: WE are DIFFERENT at [mynorthside.com/WE](http://mynorthside.com/WE). What encouraged or challenged you from the video and daily study guide this week?

### TALK IT OVER

#### Read 1 Peter 2:4-12

- There is a lot of beautiful, descriptive language being used in these verses about God's family. What does it mean to you to be called a "chosen people" and a "royal priesthood"? How does this identity shape your daily life and interactions with others?
- Verse 9 talks about light and darkness, God being the light and sin being the darkness. How can we be a reflection of God's light in our neighborhoods, schools, and workplaces? What practical steps can we take to shine light in a world that often feels dark?
- Verse 5 says that believers are "living stones" being built into a spiritual house. How does this metaphor illustrate our role as a church community? What does it mean to you to be part of this "spiritual house"?
- Our sinful desires can wage war against our soul (v.11). We often don't think enough about how deeply our sinful nature can affect us. Where are you experiencing weariness from a war being waged against your soul? How can our group support each other as we follow Jesus? If needed, take time to pray right now for each other.

#### Read Matthew 5:13-16

- Being set apart means we should be standing out. Just like how salt makes things taste better, we should be helping things to be better. What do you think it means to be "the salt of the earth"? How can we apply this concept in our daily lives?

- Salt is so distinct that it can only be described by itself, salty. Thinking about how followers of Jesus are called to be salt of the earth, what would happen if we lost that distinct flavor of our faith? How might it affect those around us? What practical steps can we take to avoid losing this saltiness?

### Read Acts 5:12-16

- These verses are pointing out how different the Apostles were because they followed Jesus. Verse 13 mentions that “no one else dared join them, even though they were highly regarded.” What do you think this says about the early church’s reputation?
- These verses highlight that it is good to have a life that looks different. This distinction actually helped others believe in Jesus and their numbers to grow (v.14). What are some ways you think God is calling you to help grow His Kingdom by living differently?
- Being different in the Name of Jesus can appear in many ways throughout our lives. Share a story about a time you chose to be different in the Name of Jesus or a moment where you should have been different but fell short. What did God teach you through this moment?

## LIVE IT OUT

This week, take a look at your life. How are you living right now? If you’re a follower of Jesus, where do you need to grow in how you live? If you’re not a follower of Jesus, what do you admire about the way those who do believe live their lives? This week, ask God to change one thing about your life that could help point others to Jesus.

Daily Study Guide: Take 30 minutes each day to complete the daily study guide. Don’t think of it as homework, but relational time growing alongside your Heavenly Father. Come ready to discuss what you are learning at the next group session.

Memorize: “But you are a chosen people, a royal priesthood, a holy nation, God’s special possession, that you may declare the praises of him who called you out of darkness into his wonderful light.” 1 Peter 2:9

## SESSION 4 - FAMILY CONVERSATIONS

These Family Conversations are designed to help you create moments to talk about God and faith in your family. We want to encourage you to carve out a moment each week to read and discuss each Family Conversation. This could be over the dinner table, before bedtime, or whenever works best for your family. In each Family Conversation, you will find four parts.

- Scripture: Read the passage out loud, or encourage a family member to read.
- Devotion: Read this to your family.
- Conversation: Pick and choose what questions are best for your family to discuss.
- Prayer: Pray for your family, or encourage a family member to pray.

Just as a heads-up things, probably won't go as planned with your Family Conversations. Your family may interrupt, someone probably won't pay attention, and there may not be any grand spiritual moments. What matters most is that you are seeking God as a family. Faith in your family is more often caught than taught. Your family will most likely forget these devotions, but they will remember the intentionality and time together. That will set the stage for you to model faith and continue building a spiritual legacy in your family.

### SCRIPTURE:

*“But you are a chosen people, a royal priesthood, a holy nation, God’s special possession, that you may declare the praises of him who called you out of darkness into his wonderful light.”*

1 Peter 2:9

### DEVOTION:

What is your most special possession? It could be a stuffed animal, pair of shoes, Pokemon card, car, purse, clothes, video game, autograph, house, and the list goes on. What is it about this item that makes it valuable to you? First Peter 2:9 tells us that we are God’s special possession. It goes a step further—we (you and our family) are special because we are a part of God’s family. How are we special? The answer is found in the four specific words that are used to describe members of God’s family.

- Chosen: Think about the fact that God, Creator of the sun, moon, stars, oceans, forests, fish, and animals, has chosen you and our family. By choosing us, He says that you are valuable to Him, and shows how much He loves us!

- Royal: God is the King of the universe. When we place our faith in Him, we become a part of His Kingdom and family. This means that we are princes and princesses and get to spend eternity with Him.
- Priesthood: As members of God's family, we are uniquely qualified to pray for and teach others about God. He wants us to build up His family and help more people become a part of it.
- Holy: This means that God's family is special, different, and set apart. Together, we follow the teachings of the Bible, and our lives reflect God's goodness to others.

God's family is different! As members of it, we are called to live lives that are different from those around us. This passage illustrates this idea with darkness and light. Through Jesus, God has pulled us out of darkness and into His wonderful light. As a part of God's family, we are called to reflect this wonderful light to others. The way we show this light is by revealing God's goodness. This may look different in families, but here are some practical examples:

- You stand up for a friend.
- You encourage and build others up when they are down.
- You are patient when others move slower.
- You open the doors in stores and restaurants for strangers.
- You give up your seat for seniors, pregnant moms, people with disabilities, etc.
- You pick up messes without being asked.
- You go the extra mile when helping others.
- You tell the truth.

### CONVERSATION:

- What is your most special possession? What is it about this item that makes it valuable to you?
- Whether you are having a good or bad day, how does knowing that you are God's special possession encourage you?
- 1 Peter 2:9 says that we are chosen, royal, priestly, and holy. Which one of these stands out to you? Why?
- How has God positioned our family to reflect His goodness to others? What are some practical ways you and/or our family can show God's goodness to others?

### PRAYER:

Together as a family, thank God that you are His special possession. Ask God to remind your family that they are valuable to God, especially when they are struggling. Finally, ask God to help your family be a distinct light of His goodness in a dark world.



# WE ARE SENT





## SESSION 5 - WE ARE SENT

*“The harvest is plentiful, but the workers are few.”* You may have heard this quote before, or maybe it’s your first time reading these words from Matthew 9:37. In this section of Scripture, Jesus is talking to His disciples about the crowds of people for whom He has a deep compassion for. It might appear at first read that He is discussing farming, but He is talking about a spiritual harvest of people. Jesus knew that there will be many people who don’t know the love of God, and there is a need for people willing to go out and find those who are lost.

Jesus has a huge heart for those far away from God. In Luke 19:10, Jesus says that He came to seek and save the lost. He knew that His voice could only reach so many people during his limited time on earth. This didn’t change the harvest, it just revealed the need for more workers to continue His mission. Therefore, Jesus wants His Church to be a SENT people to seek those who are lost. If WE follow Jesus, then WE are called to be sent. This is a message for ALL of us, not just for some in the Church. There are people far away from God that only you can reach. The question is, “Are you willing to go?” Together, as a community of believers, we can support and encourage one another in this harvest. We also have a God who will guide our steps, working through us to bring His love to those who need it the most. The Church is and will be a people too numerous to count. In other words, the harvest is plentiful, and together WE are SENT.

*“35 Jesus went through all the towns and villages, teaching in their synagogues, proclaiming the good news of the kingdom and healing every disease and sickness. 36 When he saw the crowds, he had compassion on them, because they were harassed and helpless, like sheep without a shepherd. 37 Then he said to his disciples, “The harvest is plentiful but the workers are few. 38 Ask the Lord of the harvest, therefore, to send out workers into his harvest field.”*  
Matthew 9:35-38

*“1 Jesus called his twelve disciples to him and gave them authority to drive out impure spirits and to heal every disease and sickness. 2 These are the names of the twelve apostles: first, Simon (who is called Peter) and his brother Andrew; James son of Zebedee, and his brother John; 3 Philip and Bartholomew; Thomas and Matthew the tax collector; James son of Alphaeus, and Thaddaeus; 4 Simon the Zealot and Judas Iscariot, who betrayed him. 5 These twelve Jesus sent out with the following instructions: “Do not go among the Gentiles or enter any town of the Samaritans. 6 Go rather to the lost sheep of Israel. 7 As you go, proclaim this message: ‘The kingdom of heaven has come near.’ 8 Heal the sick, raise the dead, cleanse those who have leprosy, drive out demons. Freely you have received; freely give. 9 Do not get any gold or silver or copper to take with you in your belts—10 no bag for the journey or extra shirt or sandals or a staff, for the worker is worth his keep. 11 Whatever town or village you enter, search there for some worthy person and stay at their house until you leave. 12 As you enter the home, give it your greeting. 13 If the home is deserving, let your peace rest on it; if it is not, let your peace return to you. 14 If anyone will not welcome you or listen to your words, leave that home or town and shake the dust off your feet. 15 Truly I tell you, it will be more bearable for Sodom and Gomorrah on the day of judgment than for that town. 16 I am sending you out like sheep among wolves. Therefore be as shrewd as snakes and as innocent as doves. 17 Be on your guard; you will be handed over to the local councils and be flogged in the synagogues. 18 On my account you will be brought before governors and kings as witnesses to them and to the Gentiles. 19 But when they arrest you, do not worry about what to say or how to say it. At that time you will be given what to say, 20 for it will not be you speaking, but the Spirit of your Father speaking through you.”*  
Matthew 10:1-20



## DAY 1: MATTHEW 9:35-38

### STEP 1: PRAY

Take a moment to pray and invite the Holy Spirit into your study time. Ask Him to teach and speak to your heart. Spend time turning over anything that may be distracting you.

### STEP 2: OBSERVE

Slowly read the passage of Scripture multiple times. Use some of the suggestions in the Observation Toolbox (pg. 10). Write your observations below.

---

---

---

---

---

### STEP 3: SEEK OUT

Use other Bible translations, study Bible notes, and commentaries to answer questions, expand connections, and affirm (or correct) your observations from STEP 2. Along the way, continue to add new observations and insights.

---

---

---

---

---

**STEP 4: TAKE ACTION**

What does this passage teach me about God and following Him?

---

---

---

---

---

What is God saying to me as I read His Word and listen to His voice?

---

---

---

---

---

What do I need to do to obey Him? Use tangible and practical “I will” commitment statements.

---

---

---

---

---

## DAY 2: 2 CORINTHIANS 5:18-21

### STEP 1: PRAY

Take a moment to pray and invite the Holy Spirit into your study time. Ask Him to teach and speak to your heart. Spend time turning over anything that may be distracting you.

### STEP 2: OBSERVE

Slowly read the passage of Scripture multiple times. Use some of the suggestions in the Observation Toolbox (pg. 10). Write your observations below.

---

---

---

---

---

### STEP 3: SEEK OUT

Use other Bible translations, study Bible notes, and commentaries to answer questions, expand connections, and affirm (or correct) your observations from STEP 2. Along the way, continue to add new observations and insights.

---

---

---

---

---

**STEP 4: TAKE ACTION**

What does this passage teach me about God and following Him?

---

---

---

---

---

What is God saying to me as I read His Word and listen to His voice?

---

---

---

---

---

What do I need to do to obey Him? Use tangible and practical “I will” commitment statements.

---

---

---

---

---

## DAY 3: MATTHEW 10:1-15

### STEP 1: PRAY

Take a moment to pray and invite the Holy Spirit into your study time. Ask Him to teach and speak to your heart. Spend time turning over anything that may be distracting you.

### STEP 2: OBSERVE

Slowly read the passage of Scripture multiple times. Use some of the suggestions in the Observation Toolbox (pg. 10). Write your observations below.

---

---

---

---

---

### STEP 3: SEEK OUT

Use other Bible translations, study Bible notes, and commentaries to answer questions, expand connections, and affirm (or correct) your observations from STEP 2. Along the way, continue to add new observations and insights.

---

---

---

---

---



**STEP 4: TAKE ACTION**

What does this passage teach me about God and following Him?

---

---

---

---

---

What is God saying to me as I read His Word and listen to His voice?

---

---

---

---

---

What do I need to do to obey Him? Use tangible and practical “I will” commitment statements.

---

---

---

---

---

## DAY 4: MATTHEW 10:16-31

### STEP 1: PRAY

Take a moment to pray and invite the Holy Spirit into your study time. Ask Him to teach and speak to your heart. Spend time turning over anything that may be distracting you.

### STEP 2: OBSERVE

Slowly read the passage of Scripture multiple times. Use some of the suggestions in the Observation Toolbox (pg. 10). Write your observations below.

---

---

---

---

---

### STEP 3: SEEK OUT

Use other Bible translations, study Bible notes, and commentaries to answer questions, expand connections, and affirm (or correct) your observations from STEP 2. Along the way, continue to add new observations and insights.

---

---

---

---

---

**STEP 4: TAKE ACTION**

What does this passage teach me about God and following Him?

---

---

---

---

---

What is God saying to me as I read His Word and listen to His voice?

---

---

---

---

---

What do I need to do to obey Him? Use tangible and practical “I will” commitment statements.

---

---

---

---

---

## DAY 5: MATTHEW 10:32-42

### STEP 1: PRAY

Take a moment to pray and invite the Holy Spirit into your study time. Ask Him to teach and speak to your heart. Spend time turning over anything that may be distracting you.

### STEP 2: OBSERVE

Slowly read the passage of Scripture multiple times. Use some of the suggestions in the Observation Toolbox (pg. 10). Write your observations below.

---

---

---

---

---

### STEP 3: SEEK OUT

Use other Bible translations, study Bible notes, and commentaries to answer questions, expand connections, and affirm (or correct) your observations from STEP 2. Along the way, continue to add new observations and insights.

---

---

---

---

---

**STEP 4: TAKE ACTION**

What does this passage teach me about God and following Him?

---

---

---

---

---

What is God saying to me as I read His Word and listen to His voice?

---

---

---

---

---

What do I need to do to obey Him? Use tangible and practical “I will” commitment statements.

---

---

---

---

---

## SESSION 5 | GROUP DISCUSSION QUESTIONS

### GET STARTED

We are not just a part of the Church, we are also a part of families and friend groups. In our lives, we have been to places: vacations, adventures, mission trips, etc. This week, share a photo of your family or friends in a different place/location and a story that goes along with it.

Think about all the trips you have ever taken: vacations, concerts, events, etc. What is the best place you have ever been? What made it “the best”?

### TAKE IT IN

Watch Session 5: WE are SENT at [mynorthside.com/WE](http://mynorthside.com/WE). What encouraged or challenged you from the video and daily study guide this week?

### TALK IT OVER

#### Read Matthew 9:35-38

- In these verses, Jesus sees the crowds and feels compassion for them. How does this type of compassion look in our own lives? How can we cultivate a heart of compassion for those around us?
- We are NEEDY. Whether we like it or not, we need lots of things to live. We need food, water, shelter, love, attention, and the list could go on. It is normal to have deep physical and emotional needs. Jesus had a unique ability to recognize the needs of the people He encountered. What are some specific needs (physical, emotional, etc.) you see in our community? How can we address these needs as a group?
- Prayer is an important part of having a relationship with God. In these verses, Jesus instructs us to pray for workers for the harvest. How can we encourage one another to engage in prayer for more workers? How can we as individuals step into roles as “workers” in the harvest field? What unique gifts or talents do you think you can offer?
- “*The harvest is plentiful but the workers are few.*” This one sentence is simply powerful! What do you think this means in today’s context? What barriers or fears might prevent you from stepping into the work of the harvest? How can you overcome these obstacles together with your group?

### Read Matthew 10:1-20

- In verses 1-4, Jesus calls and commissions His disciples. What does it mean to be called by God? What calling(s) has God placed on you in your own life? What calling(s) might God be placing on our group?
- In verses 5-10, Jesus instructs the disciples on how to carry out their mission. He tells them to go to those who are lost, heal the sick, take no pay, and take the minimum of what you need. What principles from these verses can we apply to our own approach to sharing the Gospel? Who are the lost in our community? How can we help the sick? What does it look like to spread the Gospel and take no credit? What would be the absolute minimum of what you would need if you were put in this position?
- Some of these verses discuss how to handle rejection. Following Jesus is the best thing, but He is clear that following Him does NOT mean we are without hardships. In which verses do you see rejection? What are some practical ways to respond when our message is not welcomed? How can we remain encouraged in the face of rejection?
- Jesus promises that the Holy Spirit will speak through the disciples. How can we be more attuned to the Holy Spirit's guidance in our conversations and actions? Have you ever felt the Holy Spirit leading you in a significant way while sharing your faith? How was that experience, and what did you learn from it?

### LIVE IT OUT

This week, pray for more workers for the harvest! Ask God for guidance on how you can be sent. There may be a harvest in your neighborhood, workplace, community, or around the world. Regardless, ask God to help you see the harvest and to give you a boldness to go. Along the way, if you and/or your group are interested in serving, check out [www.mynorthside.com/serve](http://www.mynorthside.com/serve). There you can discover ways to serve at Northside and in our community.

Daily Study Guide: Take 30 minutes each day to complete the daily study guide. Don't think of it as homework, but relational time growing alongside your Heavenly Father. Come ready to discuss what you are learning at the next group session.

Memorize: *“When he saw the crowds, he had compassion on them, because they were harassed and helpless, like sheep without a shepherd. Then he said to his disciples, “The harvest is plentiful but the workers are few.” (Matthew 9:36-37)*

## SESSION 5 - FAMILY CONVERSATIONS

These Family Conversations are designed to help you create moments to talk about God and faith in your family. We want to encourage you to carve out a moment each week to read and discuss each Family Conversation. This could be over the dinner table, before bedtime, or whenever works best for your family. In each Family Conversation, you will find four parts.

- Scripture: Read the passage out loud, or encourage a family member to read.
- Devotion: Read this to your family.
- Conversation: Pick and choose what questions are best for your family to discuss.
- Prayer: Pray for your family, or encourage a family member to pray.

Just as a heads-up things, probably won't go as planned with your Family Conversations. Your family may interrupt, someone probably won't pay attention, and there may not be any grand spiritual moments. What matters most is that you are seeking God as a family. Faith in your family is more often caught than taught. Your family will most likely forget these devotions, but they will remember the intentionality and time together. That will set the stage for you to model faith and continue building a spiritual legacy in your family.

### SCRIPTURE:

*“Jesus went through all the towns and villages, teaching in their synagogues, proclaiming the good news of the kingdom and healing every disease and sickness. When he saw the crowds, he had compassion on them, because they were harassed and helpless, like sheep without a shepherd. Then he said to his disciples, “The harvest is plentiful but the workers are few. Ask the Lord of the harvest, therefore, to send out workers into his harvest field.”*

Matthew 9:35-38

### DEVOTION:

Have you ever been to a U-pick farm to pick pumpkins, apples, strawberries, etc.? Or, have you ever picked fruits or vegetables out of a garden? In Matthew 9:37, Jesus imagines the world as a giant field ready to be harvested. The only problem, there are not enough workers to harvest all the crops. When we are part of God's family, we are called to go out and be representatives of Jesus.



Think about this on a smaller scale. You are a representative of our family. The stories you share and how you act reveal the character of our family to others. The same is true for God's family. He wants to work through the Church to share the Good News of Jesus. He wants us to represent His family wherever we go. God wants to send us out to help with the harvest.

God's plan to save the world was through Jesus and the cross. God's plan to reach the world is through the Church. There is no plan B. As part of the Church, our family is called to help others know about Jesus. We are called to harvest in our backyards, neighborhoods, workplaces, cities, states, countries, and continents. Wherever we go, we go as representatives of Jesus.

When we start to realize how big this worldwide harvest is, it is a little overwhelming. The good news is that Jesus tells us where to begin. In Matthew 9:38, He says pray for the harvest and workers to be sent. What if, as a family, we began to pray for the harvest and how we can help? God may just answer our prayers by drawing more people to Him and/or using our family to reap a bountiful harvest.

### CONVERSATION:

- Have you ever picked fruits or vegetables out of a garden? If so, share a story from your experience?
- How do you think your actions and words reflect our family to others? Can you share a time when you felt proud to represent our family?
- Why do you think God chose the Church to share the Good News of Jesus to the world?
- What are some places in your life where you get to represent Jesus to others? What small steps can you take to share Jesus with others in those places?
- Jesus asked us to pray for the harvest and for more workers. How can our family start this practice together? What are some ways our family can go out and be harvesters?

### PRAYER:

Together as a family, thank God for His grace and the harvesters in your life that have led you to Him. Ask God to send more workers out into the world to harvest a spiritual crop. Finally, ask God to use your family as workers to share the Good News of Jesus.



# WE ARE THE CHURCH



FILM FRAME KODAK 400VC-3

FILM FRAME KODAK 400VC-3

FILM FRAME KODAK 400VC-3

## SESSION 6 - WE ARE THE CHURCH

WE ARE THE CHURCH is a powerful statement. In Matthew 16, Jesus says that He will build the Church using the stones of our lives. There is an unbelievable truth behind this. Jesus' plan to save the world was the cross. But, Jesus' plan to reach the world is through the CHURCH. Think about this—Jesus is no longer confined to one physical body in one geographical location. He lives in us as the Church. Together we can go with Christ to backyards, neighborhoods, workplaces, cities, states, countries, and continents. Through the Church, WE can bring the good news of Jesus to the world. There is so much hope packed into that idea, but it is still intimidating. Remember, where WE go, WE go together.

Have you ever thought about how peer pressure can actually be a good thing if you have the right peers? The Church is not perfect. We will struggle, fail, and make mistakes. But, we have a perfect God who is working in our lives to transform us. How does the Church become a people of transformation? The answer is by being the Church to one another. The New Testament contains several one another passages that reveal who WE are as the Church. As we live these out together, WE become the Church, and we experience a piece of what Heaven will be like in the here and now.

*“13 When Jesus came to the region of Caesarea Philippi, he asked his disciples, “Who do people say the Son of Man is?” 14 They replied, “Some say John the Baptist; others say Elijah; and still others, Jeremiah or one of the prophets.” 15 “But what about you?” he asked. “Who do you say I am?” 16 Simon Peter answered, “You are the Messiah, the Son of the living God.” 17 Jesus replied, “Blessed are you, Simon son of Jonah, for this was not revealed to you by flesh and blood, but by my Father in heaven. 18 And I tell you that you are Peter, and on this rock I will build my church, and the gates of Hades will not overcome it. 19 I will give you the keys of the kingdom of heaven; whatever you bind on earth will be bound in heaven, and whatever you loose on earth will be loosed in heaven.” 20 Then he ordered his disciples not to tell anyone that he was the Messiah.”*

*Matthew 16:13-20*

*“1 Then I saw “a new heaven and a new earth,” for the first heaven and the first earth had passed away, and there was no longer any sea. 2 I saw the Holy City, the new Jerusalem, coming down out of heaven from God, prepared as a bride beautifully dressed for her husband. 3 And I heard a loud voice from the throne saying, “Look! God’s dwelling place is now among the people, and he will dwell with them. They will be his people, and God himself will be with them and be their God. 4 ‘He will wipe every tear from their eyes. There will be no more death’ or mourning or crying or pain, for the old order of things has passed away.” 5 He who was seated on the throne said, “I am making everything new!” Then he said, “Write this down, for these words are trustworthy and true.” 6 He said to me: “It is done. I am the Alpha and the Omega, the Beginning and the End. To the thirsty I will give water without cost from the spring of the water of life. 7 Those who are victorious will inherit all this, and I will be their God and they will be my children.”*

*Revelation 21:1-7*



## DAY 1: MATTHEW 16:13-20

### STEP 1: PRAY

Take a moment to pray and invite the Holy Spirit into your study time. Ask Him to teach and speak to your heart. Spend time turning over anything that may be distracting you.

### STEP 2: OBSERVE

Slowly read the passage of Scripture multiple times. Use some of the suggestions in the Observation Toolbox (pg. 10). Write your observations below.

---

---

---

---

---

### STEP 3: SEEK OUT

Use other Bible translations, study Bible notes, and commentaries to answer questions, expand connections, and affirm (or correct) your observations from STEP 2. Along the way, continue to add new observations and insights.

---

---

---

---

---

**STEP 4: TAKE ACTION**

What does this passage teach me about God and following Him?

---

---

---

---

---

What is God saying to me as I read His Word and listen to His voice?

---

---

---

---

---

What do I need to do to obey Him? Use tangible and practical “I will” commitment statements.

---

---

---

---

---

**DAY 2: 1 TIMOTHY 3:14-16****STEP 1: PRAY**

Take a moment to pray and invite the Holy Spirit into your study time. Ask Him to teach and speak to your heart. Spend time turning over anything that may be distracting you.

**STEP 2: OBSERVE**

Slowly read the passage of Scripture multiple times. Use some of the suggestions in the Observation Toolbox (pg. 10). Write your observations below.

---

---

---

---

---

**STEP 3: SEEK OUT**

Use other Bible translations, study Bible notes, and commentaries to answer questions, expand connections, and affirm (or correct) your observations from STEP 2. Along the way, continue to add new observations and insights.

---

---

---

---

---



**STEP 4: TAKE ACTION**

What does this passage teach me about God and following Him?

---

---

---

---

---

What is God saying to me as I read His Word and listen to His voice?

---

---

---

---

---

What do I need to do to obey Him? Use tangible and practical “I will” commitment statements.

---

---

---

---

---

## DAY 3: EPHESIANS 3:7-12

### STEP 1: PRAY

Take a moment to pray and invite the Holy Spirit into your study time. Ask Him to teach and speak to your heart. Spend time turning over anything that may be distracting you.

### STEP 2: OBSERVE

Slowly read the passage of Scripture multiple times. Use some of the suggestions in the Observation Toolbox (pg. 10). Write your observations below.

---

---

---

---

---

### STEP 3: SEEK OUT

Use other Bible translations, study Bible notes, and commentaries to answer questions, expand connections, and affirm (or correct) your observations from STEP 2. Along the way, continue to add new observations and insights.

---

---

---

---

---

**STEP 4: TAKE ACTION**

What does this passage teach me about God and following Him?

---

---

---

---

---

What is God saying to me as I read His Word and listen to His voice?

---

---

---

---

---

What do I need to do to obey Him? Use tangible and practical “I will” commitment statements.

---

---

---

---

---

## DAY 4: HEBREWS 10:23-25

### STEP 1: PRAY

Take a moment to pray and invite the Holy Spirit into your study time. Ask Him to teach and speak to your heart. Spend time turning over anything that may be distracting you.

### STEP 2: OBSERVE

Slowly read the passage of Scripture multiple times. Use some of the suggestions in the Observation Toolbox (pg. 10). Write your observations below.

---

---

---

---

---

### STEP 3: SEEK OUT

Use other Bible translations, study Bible notes, and commentaries to answer questions, expand connections, and affirm (or correct) your observations from STEP 2. Along the way, continue to add new observations and insights.

---

---

---

---

---

**STEP 4: TAKE ACTION**

What does this passage teach me about God and following Him?

---

---

---

---

---

What is God saying to me as I read His Word and listen to His voice?

---

---

---

---

---

What do I need to do to obey Him? Use tangible and practical “I will” commitment statements.

---

---

---

---

---

## DAY 5: REVELATION 21:1-7

### STEP 1: PRAY

Take a moment to pray and invite the Holy Spirit into your study time. Ask Him to teach and speak to your heart. Spend time turning over anything that may be distracting you.

### STEP 2: OBSERVE

Slowly read the passage of Scripture multiple times. Use some of the suggestions in the Observation Toolbox (pg. 10). Write your observations below.

---



---



---



---



---

### STEP 3: SEEK OUT

Use other Bible translations, study Bible notes, and commentaries to answer questions, expand connections, and affirm (or correct) your observations from STEP 2. Along the way, continue to add new observations and insights.

---



---



---



---



---

**STEP 4: TAKE ACTION**

What does this passage teach me about God and following Him?

---

---

---

---

---

What is God saying to me as I read His Word and listen to His voice?

---

---

---

---

---

What do I need to do to obey Him? Use tangible and practical “I will” commitment statements.

---

---

---

---

---

## SESSION 6 | GROUP DISCUSSION QUESTIONS

### GET STARTED

We are not just a part of the Church, we are also a part of families and friend groups. Photos tell stories. They remind us of moments, our history, and identity. This week, share a photo showing different generations of your family and a story that goes along with it.

Have you ever built something (furniture, remodel, car, computer, etc.)? If so, share a story about how the project went.

### TAKE IT IN

Watch Session 6: WE the CHURCH at [mynorthside.com/WE](http://mynorthside.com/WE). What encouraged or challenged you from the video and daily study guide this week?

### TALK IT OVER

#### Read Matthew 16:13-20

- Jesus asks a powerful question: “Who do the people say that I am?” With our current culture in mind, how do you think people would answer this question today? How do you think they would answer about the Church?
- Peter is the first to fully declare who Jesus is and, therefore, becomes the first member of the Church. Jesus tells Peter that he is the first stone towards building the Church. Everyone who comes after Peter is another stone added building up the Church. Take a moment to read Acts 4:8-13, 1 Corinthians 3:5-11, Ephesians 2:19-22, 1 Peter 2:4-5. What do you learn about how God is building the Church?
- This moment of being the first set Peter apart, and Jesus gave him future leadership in the Church (v.19). Peter would lead the way in preaching the Gospel to both Jews (Acts 2) and Gentiles (Acts 10). He would help serve, guide, and build up the early Church. While we don’t have the same role as Peter, we do have the same responsibility to build up the Church. Do you find yourself being more of a consumer of or a contributor (builder) to your local church? What are some intentional ways you can help build up your church?
- This is the first time we see the word *ekklesia* translated as church in the New Testament (v.18). Reflect back over the WE study; how has your definition of church changed or deepened? Why do you think so many followers of Jesus settle for a concept of church that is nothing more than a weekly concert with a lecture?



- Since the Church is a WE, everything we are called to do as believers involves at least one other person. WE cannot be the Church without people. Take a moment to look over *We Are The Church | One Anothering* (pg. 127). Which of these “one another” verses have you experienced through our group, your church, or the Church? How can you better live out these “one another” verses? Which do you hope to build up in this group or your church?

### Read Revelation 7:9-10; 21:1-7

- The Church is eternal, because we will be together in Heaven. The Church is diverse with every nation, tribe, people, and language. The Church is not perfect. Revelation reveals that one day the Church will be made whole. Until that time, the Church (local and global) will struggle. When do you feel like giving up when it comes to following Jesus? What encouragement do you find in these passages to help you keep following Jesus?
- Part of being the Church is bringing a little bit of Heaven into the present. When this happens, people get to experience who God is and what the Church is supposed to be. Most importantly, it sets the stage for people to start or deepen a relationship with Jesus. Our group is a microcosm of who WE are as the Church. Moving forward, what are some practical ways our group can be intentional about being the Church? Together, list some ideas, and then select one or two to pursue in the next season.

## LIVE IT OUT

On your own, reflect back over *We Are The Church | One Anothering* (pg. 127). These don't just apply to the Church, they also shape the culture of your home. Read through the list with your home in mind. For example, “In my home we will accept one another, or in my home we will build one another up.” With this shift, how do these phrases impact your home? What is your plan to be more intentional about one-anothering in both your home and local church.

Daily Study Guide: Take 30 minutes each day to complete the daily study guide. Don't think of it as homework, but relational time growing alongside your Heavenly Father. Come ready to discuss what you are learning at the next group session.

Memorize: “When he saw the crowds, he had compassion on them, because they were harassed and helpless, like sheep without a shepherd. Then he said to his disciples, “The harvest is plentiful but the workers are few.” Matthew 9:36-37

## SESSION 6 - FAMILY CONVERSATIONS

These Family Conversations are designed to help you create moments to talk about God and faith in your family. We want to encourage you to carve out a moment each week to read and discuss each Family Conversation. This could be over the dinner table, before bedtime, or whenever works best for your family. In each Family Conversation, you will find four parts.

- Scripture: Read the passage out loud, or encourage a family member to read.
- Devotion: Read this to your family.
- Conversation: Pick and choose what questions are best for your family to discuss.
- Prayer: Pray for your family, or encourage a family member to pray.

Just as a heads-up things, probably won't go as planned with your Family Conversations. Your family may interrupt, someone probably won't pay attention, and there may not be any grand spiritual moments. What matters most is that you are seeking God as a family. Faith in your family is more often caught than taught. Your family will most likely forget these devotions, but they will remember the intentionality and time together. That will set the stage for you to model faith and continue building a spiritual legacy in your family.

### SCRIPTURE:

*“And I heard a loud voice from the throne saying, “Look! God’s dwelling place is now among the people, and he will dwell with them. They will be his people, and God himself will be with them and be their God. ‘He will wipe every tear from their eyes. There will be no more death’ or mourning or crying or pain, for the old order of things has passed away.”*

Revelation 21:3-4

### DEVOTION:

The Church is eternal and has a future. Through Jesus, we have a promise that, one day, we will be freed from the very presence and effects of sin in Heaven. Revelation 21 reveals that there will be no more fighting, unkind words, sickness, suffering, anxiety, and stress. There will be nothing that leads us to sadness, grief, or tears, because death and mourning will be no more. In fact, Heaven will be so great that we cannot fully imagine it. Your best thoughts on your best day will still fall short of how Heaven will be. What we know for sure is that we will be in the full presence of God.

The big question we have to ask ourselves is what do we do in the meantime? We are not in Heaven yet, so what are we supposed to do in the here and now? The answer—we are called to bring a little bit of Heaven to Earth.

Have you ever thought about our family being a miniature version of the Church? Remember, the Church is a people, not a building. Guess what, our family is made up of people! This means our family can live like the Church and bring a little bit of Heaven to others. The New Testament speaks to who we are as the Church and what we are called to do for one another. What if our family put into practice the characteristics of the Church? Some examples are: love one another, forgive one another, serve one another, and encourage one another. If these became the defining characteristics of our family, we would experience a little bit of Heaven. We could probably bring a little bit of Heaven with us wherever we go. If that is the case, our family could help others know Jesus and join the celebration found in Revelation 21:3-4.

#### CONVERSATION:

- Even though we cannot fully comprehend it, what do you imagine Heaven will be like?
- How does the hope we have in Heaven impact the way you live out your faith now?
- Read through the “one anothers” found in *We Are The Church | One Anothering* (pg. 127). Share some specific examples or stories of how any of these “one anothers” have shown up in your home/family?
- Together, select at least three “one anothers” for which you want your family to be known. How can you incorporate these into your home and normal family rhythms?

#### PRAYER:

Together as a family, thank God for the hope of Heaven and the promise of a future without sin. Ask God to work through your family to bring a little bit of Heaven to the present and to be defined by living out the “one another” passages.

## WE ARE CONNECTED | SPIRITUAL GIFTS

Below is a list of spiritual gifts and their definitions. Reading through and discussing these with a group, spouse, or close friend may help reveal some of your spiritual gifts. Another way to figure out your spiritual gifts is by taking the Spiritual Gifts Assessment. You can access this assessment by going to and creating your profile at [mynorthside.com](http://mynorthside.com) (top right corner). After accessing your profile, you can find the Spiritual Gifts Assessment on the right under assessments.

### SPIRITUAL GIFTS DEFINITIONS

The Bible does not lock us into restrictions as to the number of spiritual gifts or even their definitions. The four major lists of gifts are found in Romans 12:6-8, 1 Corinthians 12:1-11 and 12:27-31, Ephesians 4:11-12, and 1 Peter 4:9-11, but there are other Scriptures that mention or illustrate gifts not included in these lists. All gifts are given to help believers fulfill the purpose of the Church.

#### ADMINISTRATION

As an administrator, you are a take-charge person who jumps in and starts giving orders when no one is in charge. You will put a plan on paper and start delegating responsibility. You may lean toward organizing things, events, or programs OR toward organizing people, emphasizing personal relationships, and leadership responsibilities. In the first case, you usually organize details and have people carry them out. In the second case, you tend to organize people and rely on others to take care of the little things (1 Corinthians 12:28, Acts 6:1-7, Exodus 18:13-26).

#### EVANGELISM

This does not necessarily mean you are supposed to travel the world, preaching the Gospel. It denotes a proclaimer of the Gospel. The evangelist can either be a preacher who stands before a crowd, imploring them to be saved, or, perhaps, an individual sitting in a living room or on a plane, trying to persuade someone to accept Christ. As an evangelist, you have the Spirit-given capacity and desire to serve God by leading people who are beyond your natural sphere of influence to the saving knowledge of Jesus Christ. You are sometimes classified as the aggressive soul-winner who seeks the lost (Ephesians 4:11, Acts 8:26-40, Luke 19:1-10).

## EXHORTATION

You are a “how to” person. You have the Spirit-given capacity and desire to serve God by motivating others to action by urging them to pursue a course of conduct. As an exhorter, you are a very practical person, a good counselor, tolerant of others, serious-minded, orderly, and usually impulsive. You are expressive in a group setting; the group listens when you speak. You are comfortable working one-on-one or in groups. You are enthusiastic and talkative and enjoy encouraging others (Romans 12:8, Acts 11:23-24, 14:21-22, 15:32).

## GIVING

As a giver, you have the Spirit-given capacity and desire to serve God by giving of your material resources, far beyond the tithe, to further the work of God. You have a strong desire to meet the financial needs of your fellow Christians and church members. As a giver, you probably feel that the best way you can give of yourself is to give of your material gain for the work of God. You give without public recognition and usually do not want people to know who you are nor how much is given. You disapprove of anyone who gives for the wrong motive. Your motive is to further the work of God and meet real needs, not to show off or get something in return (Romans 12:8, 2 Corinthians 6:8, Luke 21:1-4).

## MERCY-SHOWING

As a mercy-shower, you have the Spirit-given capacity and desire to serve God by identifying with and comforting those who are in distress. You understand and comfort your fellow Christian. You enter into the grief or happiness of others and have the ability to show empathy which is to feel WITH others, not just for others (Romans 12:8, Matthew 5:7, Mark 10:46-52, Luke 10:25-37).

## PROPHECY

That does not mean you are supposed to have visions of the future. It means you are a “forthteller,” telling or “speaking forth” the mind of God; boldly preaching, speaking, and teaching God’s Word. You are very discerning, one who points out sin with the goal of making people aware of sin in their lives so they will repent. You have the Spirit-given capacity and desire to serve God by proclaiming His truth (Romans 12:6, 1 Corinthians 12:10, 1 Corinthians 14:1-5, Ephesians 4:11-12, 1 Peter 4:10-11).

## SERVING

The Greek word “Diakonia” means to do service. In Acts 6:1, the word is interpreted as “ministration.” Actually, the gift of serving combines helps and ministering. The word “helps” is used in 1 Corinthians 12:28 and “ministering” in Romans 12:7. As a server, you have the Spirit-given capacity and desire to serve God by rendering practical help in both physical and spiritual matters. You enjoy meeting the practical needs of your fellow Christians and the church (1 Corinthians 12:28, Romans 12:7).

## SHEPHERDING

As a gifted shepherd, you have the Spirit-given capacity and desire to serve God by overseeing, training, and caring for the needs of a group of Christians. You are usually very patient, people-centered, and willing to spend time in prayer for others. You tend to be a “Jack-of-All-and-Master-of-ONE”, meaning you are usually dominant in one of the speaking gifts (evangelist, prophet, teacher, exhorter), as well. You are often authoritative, more a leader than a follower, and expressive, composed, and sensitive. Your pleasing personality draws people to you. We are actually discussing the GIFT of shepherding, not the POSITION of pastor. Though a good pastor must have the gift of shepherding, everyone who has the gift of shepherding is not called to be pastor. The gift can be used in many positions in a church (Ephesians 4:11, Jeremiah 3:15, Acts 20:28, John 10:11-18).

## TEACHING

As a teacher, you are one who communicates knowledge, guides, makes known or relays facts. You have the Spirit-given capacity and desire to serve God by making clear the truth of God’s Word with accuracy (Romans 12:7, 1 Corinthians 12:28, Acts 18:24-28, 2 Timothy 2:2).

# WE ARE THE CHURCH | ONE ANOTHERING

## **ACCEPT ONE ANOTHER**

*“Accept one another, then, just as Christ accepted you...”* – Romans 15:7

## **BE AT PEACE WITH ONE ANOTHER**

*“...be at peace with each other.”* – Mark 9:50

## **BE HUMBLE TOWARD ONE ANOTHER**

*“...clothe yourselves with humility toward one another...”* – 1 Peter 5:5

## **BE KIND TO ONE ANOTHER**

*“Be kind and compassionate to one another...”* – Ephesians 4:32

## **BEAR WITH ONE ANOTHER**

*“...bearing with one another in love.”* – Ephesians 4:2

*“Bear with each other...”* – Colossians 3:13

## **BUILD ONE ANOTHER UP**

*“...build each other up...”* – 1 Thessalonians 5:11

## **CARE FOR ONE ANOTHER**

*“...have equal concern for each other.”* – 1 Corinthians 12:25

## **CARRY ONE ANOTHER’S BURDENS**

*“Carry each other’s burdens...”* – Galatians 6:2

## **CONFESS TO ONE ANOTHER**

*“...confess your sins to each other...”* – James 5:16

## **DO NOT ENVY ONE ANOTHER**

*“Let us not become conceited, provoking and envying each other.”* – Galatians 5:26

**DO NOT JUDGE ONE ANOTHER**

*"...stop passing judgment on one another..."* – Romans 14:13

**DO NOT PROVOKE ONE ANOTHER**

*"Let us not become conceited, provoking and envying each other."* – Galatians 5:26

**DO NOT SPEAK AGAINST ONE ANOTHER**

*"...do not slander one another..."* – James 4:11

*"Don't grumble against one another..."* – James 5:9

**ENCOURAGE ONE ANOTHER**

*"...encourage one another..."* – 2 Corinthians 13:11, 1 Thessalonians 4:18, 1 Thessalonians 5:11

*"...encourage one another daily..."* – Hebrews 3:13

*"...encouraging one another..."* – Hebrews 10:25

**FORGIVE ONE ANOTHER**

*"...forgiving each other..."* – Ephesians 4:32

*"...forgive one another..."* – Colossians 3:13

**GREET ONE ANOTHER**

*"Greet one another with a holy kiss..."* – Romans 16:16, 1 Corinthians 16:20, 2 Corinthians 13:12

*"Greet one another with a kiss of love."* – 1 Peter 5:14

**HAVE FELLOWSHIP WITH ONE ANOTHER**

*"...we have fellowship with one another..."* – 1 John 1:7

**HONOR ONE ANOTHER**

*"...Honor one another above yourselves."* – Romans 12:10

**LIVE IN HARMONY WITH ONE ANOTHER**

*"Live in harmony with one another..."* – Romans 12:16

**LOVE ONE ANOTHER**

*"...Love one another..."* – John 13:34

*"...love one another."* – John 13:34, John 13:35, 1 Peter 3:8, 1 John 3:11, 1 John 4:11, 2 John 1:5



*"...love one another..."* – 1 John 3:23, 1 John 4:7, 1 John 4:12, Romans 13:8

*"...Love each other..."* – John 15:12

*"...Love each other..."* – John 15:17

*"Be devoted to one another in love..."* – Romans 12:10

*"...your love increase and overflow for each other..."* – 1 Thessalonians 3:12

*"...your love for one another..."* – 1 Thessalonians 4:9

*"...love one another deeply..."* – 1 Peter 1:22

*"...love each other deeply..."* – 1 Peter 4:8

### **PRAY FOR ONE ANOTHER**

*"...pray for each other..."* – James 5:16

### **SERVE ONE ANOTHER**

*"...wash one another's feet..."* – John 13:14

*"...serve one another humbly in love..."* – Galatians 5:13

*"...use whatever gift you have received to serve others..."* – 1 Peter 4:10

### **SHOW HOSPITALITY TO ONE ANOTHER**

*"Offer hospitality to one another without grumbling..."* – 1 Peter 4:9

### **SPEAK TRUTH TO ONE ANOTHER**

*"...you must put off falsehood and speak truthfully to your neighbor..."* – Ephesians 4:25

*"Do not lie to each other..."* – Colossians 3:9

### **SPUR ONE ANOTHER**

*"...spur one another on toward love and good deeds..."* – Hebrews 10:24

### **SUBMIT TO ONE ANOTHER**

*"Submit to one another out of reverence for Christ..."* – Ephesians 5:21

### **TEACH/INSTRUCT/ADMONISH ONE ANOTHER**

*"...instruct one another..."* – Romans 15:14

*"...teach...one another..."* – Colossians 3:16

*"...admonish one another..."* – Colossians 3:16

## NEW GROUP NEXT STEPS

During Session 5 or 6 of WE is a great moment to talk about where your group goes next! Our hope is that your group decides to continue on in community. To help guide this conversation, read through and discuss the following as a group.

Groups matter because God designed us to grow in relationships. The heart of every group is to create an environment where spiritual growth happens. Read through the best practices of a successful group environment below. Which of the practices stand out to you as being particularly important? Why?

### STUDY God's Word:

*"All Scripture is God-breathed and is useful for teaching, rebuking, correcting and training in righteousness, so that the servant of God may be thoroughly equipped for every good work."*

2 Timothy 3:16-17

- **Relevant Studies:** Groups choose engaging studies based on spiritual needs and God's leading to grow together.
- **Join the Discussion:** Group members come ready to join the discussion to share what God is teaching them. As a group, it's not about having all the answers but a willingness to seek them together.

### SHARE Your Lives:

*"We loved you so much that we shared with you not only God's Good News but our own lives, too."*

1 Thessalonians 2:8 (NLT)

- **Be Real:** The atmosphere should encourage openness and transparency among members. This is an environment where people should feel free to be themselves.
- **Connection and Consistency:** We can't grow spiritually without connecting relationally. Consistency is essential for cultivating relationships with God and one another. Group members attend regularly and connect beyond normal group time.

### SUPPORT Each Other:

*“A new command I give you: Love one another. As I have loved you, so you must love one another. By this everyone will know that you are my disciples, if you love one another.”*

John 13:34-35

- **Provide Care:** Group members choose to be present, celebrate, pray for, and support one another.
- **Provide Confidentiality:** To build authenticity, members must be able to trust that issues discussed within the group will not be shared outside the group.

### Take Next STEPS:

*“He is the one we proclaim, admonishing and teaching everyone with all wisdom, so that we may present everyone fully mature in Christ.”*

Colossians 1:28

- **Share Ownership:** Group members encourage one another to participate in ownership of the group (snacks, hosting, leading, discussing, praying, etc.).
- **Celebrate Steps:** Group members encourage and challenge each other to take next steps of faith (big or small). As this happens, the group will celebrate every step toward Jesus.

### TALK IT OVER:

Take a moment to dream about what your group could be in the next season of your lives. What does it look like if our group continued intentionally creating an environment of Study, Share, Support, and Steps?

#### **Do we want to continue as a group for another season?**

If so:

- What logistics do we need to discuss (when/where, childcare, etc.)?
- What topics would you like to study next as a group?
- Add your continuing group meetings to your calendar.

If not:

- How can we celebrate the end of this season of grouping (i.e., cookout, desserts, restaurant, etc.)?
- What is your next step to reconnect with a different group or ongoing community?